



**ANNUAL
REPORT
2018**

CONTENTS

| | |
|---------------------------------|----|
| League Directory | 1 |
| Chairman's Report | 2 |
| CEO's Report | 4 |
| Football Operations Report | 6 |
| Umpiring Report | 8 |
| Netball Report | 9 |
| Media Report | 10 |
| AFL Victoria Development Report | 11 |
| Division 1 Review | 12 |
| Division 2 Review | 18 |
| Division 3 Review | 24 |
| Women's Review | 28 |
| Senior Representative | 31 |
| Juniors | 32 |
| Netball | 38 |
| Honour Roll | 41 |
| Financial Report | 44 |

MISSION STATEMENT

The Mission of the Northern Football Netball League is that we will organise, develop and grow a quality Australian Rules Football competition for the enjoyment and benefit of participants and communities through the northern region of Melbourne.

We will create and sustain an environment in which all clubs and individuals can aspire and reach their full potential in a healthy and safe manner.

PARTNERS



LEAGUE DIRECTORY

Registered Office

NFNL Office
Unit 11, 10-14 Simms Road
Greensborough 3088
Telephone 9435 8228
Facsimile 9432 0147
Website: www.nfnl.org.au
Facebook: [northernfootballnetballleague](https://www.facebook.com/northernfootballnetballleague)
Twitter: [@northernfnnl](https://twitter.com/northernfnnl)
Instagram: [northernfootballnetballleague](https://www.instagram.com/northernfootballnetballleague)

Chairman

Michael McLellan

Board

Scott Walker (Vice-Chairman)
Nicolina Lademann
Bronwyn Neeson
Jeff Parkes
Diana Pettie
Stella Pruscino

Chief Executive Officer

Peter McDougall

Football Operations Manager

Simon Devine

Administration and Netball Manager

Delwyn Berry

Football and Netball Operations Co-ordinator

Brendan Ellwood

Media Manager

Samuel Zito

Finance Manager

Byron Smith

Finance Officer

Joanne Timewell

Partnerships Manager

Kate Lester

Director of Umpiring

Martin Ellis

Junior Umpires Co-ordinator

Darren Goldspink

Finals Ground Managers

Phil Aston

Sue Aston

Honours Committee

Jeff Parkes (Chairman)

Peter McDougall

Diana Pettie

Bronwyn Neeson

Disciplinary Committee

Ian Percy (Chairman)

Michael McLellan

Scott Walker

Board Pre-Selection Committee

Michael McLellan (Chairman)

Scott Walker

Jeff Parkes

Prof Russell Hoyer

JUDICIARY

Tribunal Members

Sam Cusumano (Chairman)
Allan Brown
Kevin Clarke
Andrew Cusumano
Trevor Finch
James Gaffey
Darrell Holt
Greg Hughan
Robert Mutton

Diana Olsson

Sarah Pike

Kevin Smith

Bill Torney

Steve White

Appeals Panel Members

Iain Findlay

Kevin Clarke

Trevor Finch

Kevin Smith

Investigation Officers

Jordan Collinson

Peter Griffiths

James Marsden

Michael Pope

Tribunal Advocates

Jordan Collinson

Peter Griffiths

James Marsden

Michael Pope

Tribunal Office Assistant

John Garlick

UMPIRING PANEL

Field Umpire Coach

Steve Hanley

Boundary Umpire Coach

Lachlan Bayliss

Goal Umpire Coach

Craig Herman

Junior Umpire Coaches

Daniel Philp

Umpire Observers

Joel Clamp

Neville Coutts

Tim Enkleman

Josh Forner

Shane Herbert

Simon Hubber

Peter James

David Kuchmar

Brian Moore

Adam Young

Northern Umpires Association President

Daniel Henery

Netball Umpire Coach

Amanda Dale

Netball Umpire Mentor

Ann Castles

REPRESENTATIVE FOOTBALL PROGRAM

Senior Representative Team Coach

Garry Ramsay

Senior Representative Team Asst. Coaches

Brett Jeffery
Jono Manzoney
Trevor Robinson

Under-19 Representative Team Coach

Rod Cann

Under-19 Representative Team Asst. Coach

Mark Muscat

Tom Snell

Under-14 Representative Team Coaches

Matthew Hogg

Jason McBean

Under-15 Representative Team Coaches

Jono Manzoney

Glen Lehner

Under-15 Girls Representative Team Coaches

Chylae Kudas

Ben Harrison

Junior Representative Program Co-ordinator

Brett Potter

REPRESENTATIVE NETBALL PROGRAM

Open Representative Team Coach

Julie Hibberd

Under-19 Representative Team Coach

Sharon Ashworth

Representative Teams Assistant Coach

Jacinta Tonkin



Chairman

On behalf of the directors of the Northern Football Netball League, I present the Annual Report for the 2018 season.



The 2018 season saw the rebranding and launch of the Northern Football Netball League (NFNL), with overall participation numbers at record levels. Our total number of registered players was 9,861 footballers and netballers. This was made up of 366 football teams and 106 netball teams (88 in the winter competition and 21 in the summer).

Registered females in the NFNL now exceeds 3,000 players, which is a great achievement and one of which all clubs and the league should be very proud.

After a competitive 2018 home and away season we were treated to an exciting finals series. The Meadows Greyhounds Division 1 grand final was contested by Macleod and West Preston-Lakeside. The Roosters prevailed by nine points in a very competitive contest to claim their first senior premiership since 2010.

Lower Plenty took out the premiership in A Plus Labour Solutions Division 2. In what was the closest game imaginable, the Bears defeated Eltham by six points in a thrilling finish, which featured a goal on the final siren.

In the Heidelberg Golf Club Division 3 grand final, St Mary's defeated Panton Hill by 13 points. This was a great achievement by St Mary's, who won its first ever senior premiership after joining the competition in 2010. Also, congratulations to Paul Millett and his team at St Mary's who were awarded the Senior Club of the Year for 2018.

Our three ANZ Women's grand finals were all held at Preston City Oval in a triple-header on August 26. Bendigo and Keilor contested the ANZ Women's Division 1 grand final, with Bendigo winning comfortably and going back-to-back. In the ANZ Women's Division 2 grand final West Preston-Lakeside defeated

Montmorency by 11 points, while the ANZ Women's Division 3 grand final was contested by two new teams to the competition, with Bundoora defeating Eltham. Congratulations to both teams on a great first season.

One of the highlights of the 2018 season was our performances at representative level, with NFNL teams producing pleasing results both on the football field and netball court.

On the senior football front, three NFNL teams competed in the AFL Victoria Community Championships, where they took on the Mornington Peninsula Nepean Football League at Preston City Oval.

Our senior men's team continued their success from last season and stormed to a 40-point win following a six-goal to two final quarter. We will now go on to play off for the No.1 ranking in 2019 – which we are all very much looking forward to.

I would like to thank Garry Ramsay and all his team for their work in coaching this group. It certainly demonstrates that we have some amazing talent within our league and all players and clubs involved deserve to be commended.

Our inaugural senior women's team were beaten in extra time after scores were level at full time. While the result didn't go our way, it was a fantastic effort by the group, who were superbly led by coach Chyloe Kurdas.

Our under-19s team were extremely competitive throughout a see-sawing game and were unlucky to be beaten with the last kick of the day. It was the second-consecutive year our under-19s went down to a close lose, after last year being beaten by three points.

The NFNL remained unbeaten in

representative netball after our open and under-19 teams won their matches on the road against the EFL. The under-19s proved far too good in a 33-goal win, while the open team rallied from an early deficit to win by six.

Our netball competition continued to expand in 2018. A total of 88 teams competed across 11 sections in the winter competition, an increase of seven teams from last year. Meanwhile, the 2017/18 summer competition expanded to three sections. Our netball competition is now one of the largest open-age competitions in Melbourne.

Junior competition numbers in the NFNL continue to grow across both the boys and girls competitions. This is a testament to the great work of our clubs in fostering a fun, competitive and inclusive environment.

Our Junior Representative Program continues to provide a development opportunity for the league's most talented junior players. We are proud to be associated with both the Northern Knights and Carlton Football Club and their Next Generation Program.

The highlight of our AFL Victoria Metro Junior Championships campaign was our U14A Boys team winning the title – our first boys title at the Championships since 2006. Well done to all players involved and to Matthew Hogg and the coaching team. Our U15A Girls reached the grand final for the third-straight year and finished runner-up to Eastern Region Girls.

The NFNL will welcome Eltham Collegians Football Club to the league in 2019. Eltham Collegians has been competing in the VAFA since 1986 and identified an opportunity to join the NFNL. Eltham Collegians' inclusion was overwhelmingly supported by NFNL member clubs and we look forward to following the Turtles' progress in Division 3.



Our umpiring program, led by Martin Ellis, continues to be viewed as a benchmark across other metropolitan leagues. The umpire academy continues to train and foster young talented umpires in the region. This along with the mentoring program that Martin has implemented is certainly increasing our umpiring numbers and development in both the senior and junior competitions. I would like to thank Martin and his team for all their hard work.

We are fortunate to have successful and experienced umpires like Martin and Darren Goldspink working with our up and coming umpires. Their hard work is resulting in a high standard of umpiring across the competition.

I would like to acknowledge the work that NFNL Chief Executive Officer Peter McDougall and his team have undertaken to deliver yet another successful year. We are fortunate to have such a professional and dedicated team of people working to deliver an outstanding competition across football and netball.

I would like to mention Delwyn Berry for her overall efforts and, in particular, her work in managing the netball competition. Simon Devine has one of the hardest jobs as Football Operations Manager, but always maintains a high level of professionalism and always acts in the best interests of the league. His knowledge of football at the local level is second to none.

Also, Samuel Zito for all his great work in the media department, including our social platforms and broadcasting. This year Samuel and his team of volunteers broadcast all senior grand finals on Facebook, which had significant reach across all games. In particular, the A Plus Labour Solutions Division 2 grand final attracted more than 12,000 viewers.

Thanks also to the AFL Victoria Northern Region Development staff, Phiv Demetriou and Anthony McDonald, for providing strong support and development to the clubs within the NFNL.

Our thanks and acknowledgement of our partners and sponsors without whom it would not be possible to provide the facilities and resources required to manage and run the NFNL and provide opportunities to our participants. We would like to sincerely thank the following partners:

AFL Victoria, Yarra Valley Water, ANZ Bank, The Meadows, A Plus Labour Solutions, Heidelberg Golf Club, SEN, Winning Edge Presentations, WaterMarc, Zagames Reservoir, Alphington Sports Medicine Centre, Carlton Football Club, Club Warehouse, Coachsmart Systems, Cool As Coolrooms, Couta Group, Flannagan Peressini & Shaw, Game Day Apparel, Grashan Sportswear, KMR Safety First, La Trobe University, Local Legends Photography, MC Security, Midas Greensborough, Nathan William Photography, Netball Victoria, Northern Blues Football Club, Northern Knights Football Club, Own Journey Travel, Pat Cronin Foundation, Patties Foods, Plenty Valley FM, Project Apparel, Red Onion Creative, SALT, Schweppes Australia, SEDA Group, Sherrin, Sporting Fine Art, Sportscast





Australia, Supaturf, TLA, Victor Sports and White Ribbon Foundation.

I would like to thank the following board directors for their support and commitment throughout the year: Scott Walker, Diana Pettie, Nicolina Lademann, Jeff Parkes, Stella Pruscino and Bronwyn Neeson. A special thanks to Stella Pruscino who is finishing up with the board after six years. Her contribution during her time on the board has been very much appreciated.

Finally, I would like to acknowledge the dedication and tireless efforts of all the volunteers, coaches, team managers, medics and others within the NFNL and club communities. Thank you for giving your time each week to ensure that we can provide the opportunity and environment for our players to participate in sport.

Michael McLellan
Chairman

NFNL Board



Top row (L-R): Michael McLellan (Chairman), Scott Walker (Vice-Chairman), Nicolina Lademann

Middle row: Bronwyn Neeson, Jeff Parkes, Diana Pettie

Bottom row: Stella Pruscino

Chief Executive Officer

As another year closes, the overall performance of the Northern Football Netball League continues to grow at unprecedented levels.



2018 was the first season under our new brand of the NFNL and the feedback across the board has been extremely positive. The new brand will place the NFNL in a strong position to plan for the future direction of the league.

FEMALE FOOTBALL

Year two of our senior women's competitions saw some challenges, in particular, the structure of the Division 1 competition. A six-team competition was far from ideal and this will be addressed for 2019. Saying that, to have three divisions of senior women's football was amazing and to think we achieved this in just two years.

The season was extremely successful on all levels and this was largely due to the tremendous support from all clubs and NFNL umpires. I would like to thank the Rochester and Echuca Football Umpires Association for providing the umpires for all Bendigo home matches. Their support was greatly appreciated.

Our junior female competitions continued to grow. For the first time we conducted multiple divisions in the Under-12 and Under-14 Girls age groups.

PARTICIPATION CENSUS

Thirty-one new teams were established across all NFNL competitions in 2018. In another terrific year of growth, for the very first time we passed the 3,000 mark for registered female participants – a truly outstanding achievement. This brought our total number of teams for football and netball to a record 472 teams. This is fantastic growth and reflective of the great work of everyone involved within the region.

The challenge with this growth is to ensure that we have the capacity to manage it. I will be reviewing our current structures to make sure that we continue to provide quality service to all NFNL members, and I am also conscious of the increasing work load on all NFNL staff. This will need to be managed diligently in line with our budget constraints.

SENIOR FOOTBALL (MEN'S)

Meadows Greyhounds Division 1 was a very even competition throughout the year and the season provided an exciting finish at both ends of the ladder. Congratulations to the West Preston-Lakeside Football Club on winning the premiership in a thrilling grand final battle with the Macleod Football Club. Once again both teams displayed the high standard of NFNL football that we have become accustomed to seeing each week.

A Plus Labour Solutions Division 2 produced another thrilling competition which went

down to the very last kick of the season. Congratulations to the Lower Plenty Football Club for winning the premiership and they now prepare to make the big step back into Division 1 in 2019. Special mention and a big well done to the Epping Football Club for putting its hand up to move to Division 2 at the last minute. Not only did Epping hold its own against the top sides, the club also produced some exciting young talent who will hold the side in good stead for next year.

Heidelberg Golf Club Division 3 saw a late change on the eve of the season, with the Lalor Football Club dropping down from Division 2. It was a move based on the sustainability of the club and well done to everyone at Lalor for sticking together to keep the club alive. Congratulations to everyone at the Laurimar Football Club for participating in the senior finals series for the first time, in only the club's second season. The finals series produced some very exciting matches, with an average margin of just 12 points across all finals. Congratulations to the St Mary's Football Club for winning their very first senior premiership, while their reserves achieved a three-peat.

JUNIOR FOOTBALL

Junior team numbers continued to grow in 2018. The extensive focus on grading during the first four rounds enabled more competitive competitions, culminating in many close finals matches.

As always one of our biggest challenges is managing the behaviour of adult spectators. This issue determines the environment that our matches are played in, and this will always be a key focus of the NFNL. Thank you to all parents and spectators who did behave appropriately, and I look forward to you making a continued positive impact at NFNL games.

Junior finals crowds were once again very healthy, in particular all grand finals. Congratulations to all teams who participated in the Watermarc NFNL Finals Series, in particular to the teams who were fortunate enough to win the premiership.

CLUBS OF THE YEAR

Congratulations to the St Mary's Football Netball Club for winning the 2018 NFNL Senior Club of the Year and to the Yarrambat Junior Football Club for winning the 2018 NFNL Junior Club of the Year. Both clubs displayed an outstanding level of governance, administration, league compliance and a high level of match day conduct. They were both very deserving recipients of their award. Well done to both clubs for an outstanding year. Thank you to the Carlton Football Club for its

support in sponsoring these two awards.

MEDIA AND COMMUNICATIONS

The reach of our live streaming of all senior grand finals reached an unprecedented 2.4 million people during the A Plus Labour Division 2 Grand Final. The matches and events were streamed via the league's Facebook page and the number of live views and audience reach was extraordinary. Well done to Andrew McLeish from Sportscast Australia for delivering such a first-class media product. The NFNL website and social media streams continue to grow, in particular TeamApp which jumped from 2,000 to 12,000 members.

Also, a big thank you to the NFNL media team. All are volunteers who do a fantastic job every week covering our football and netball competitions. I have no doubt they are the best media team in community football.

NETBALL

Team numbers in our winter season grew by seven teams this year, a small but still significant margin, and took our total number of teams to 88. The summer competition grew to three divisions this year, with 18 teams competing. A total of 106 teams for the year is a great result and 2019 looks on track to surpass this number.

A special thank you to Amanda Dale and Ann Castles for managing our netball umpire coaching and mentoring programs. Their experience and knowledge are invaluable and the feedback from our umpires this year has been overwhelmingly positive.

The crowds during the final series continued to grow, in particular the grand finals. This is a great reflection of the health of the netball code and the standard of all competitions.

Our representative teams continued to represent us with distinction against the Eastern Football League. Both the senior and under-19 netball teams won their respective matches to keep their undefeated status intact.

Thank you to everyone involved in our netball programs.

AFL VICTORIA

The NFNL works very closely with AFL Victoria and with two of their staff located within the NFNL office, this allows for a strong working relationship aimed at growing participation within the northern region of Melbourne. Phiv Demetriou and Anthony McDonald continue to provide great support to the NFNL. This year both roles were adjusted to have a greater focus on club development.

As an affiliate of AFL Victoria, I would also like

to acknowledge the support and assistance of Steven Reaper, Stephen O'Donohue, Darryl Collings, Michael Daniher, Shayne Ward and Amber Koster throughout the past year.

FINANCES

The NFNL financial position continues to grow and improve every year. 2018 saw a fantastic net profit – our best performance in my time. To have financially healthy clubs is critical to the health and wellbeing of the NFNL. Thank you to all clubs for your diligent efforts to manage your NFNL account.

As a league it is a tough climate to generate external revenue streams. This year we restructured the commercial arm on our licence agreements which has produced significant financial rewards. As mentioned in the past, we need to continue to build our financial base to minimise our financial vulnerability. The current trend suggests that we are on track to achieve this over the next few years, which is paramount.

I am pleased to report a positive financial result for 2018.

PARTNERS

We continue to build strong relationships with all our partners. Their contribution to the NFNL is critical to the sustainability of the league and I would like to convey my deepest appreciation to each partner for their commitment to the NFNL.

Special mention and welcome to first-year partners, including senior women's football naming-rights partner ANZ Bank, MC Security, Own Journey, TLA, Project Apparel and Nathan William Photography.

A big thank you to our existing partners AFL Victoria, Yarra Valley Water, SEN, The Meadows, Winning Edge Presentations, A Plus Labour Solutions, Heidelberg Golf Club, WaterMarc, Zagames Reservoir, SEDA Group, Red Onion Creative, Flannagan Peressini & Shaw, Carlton Football Club, Northern Blues

Football Club, Northern Knights Football Club, Netball Victoria, Victor Sports, Club Warehouse, Sherrin, Game Day Apparel, Grashan Sportswear, Alphington Sports Medicine Centre, Cool As Coolrooms, Midas Greensborough, Sportscast Australia, Couta Group, Sporting Fine Art, Patties Foods, Supaturf, La Trobe University, SALT, KMR Safety First, Coachsmart Systems, Plenty Valley FM, Schweppes Australia, Local Legends Photography, Pat Cronin Foundation and White Ribbon Foundation.

The NFNL is extremely appreciative of all our partners for their great support.

The NFNL continues to work closely with our Local Government Authorities throughout the year. Regular meetings are conducted, and these meetings are extremely beneficial for us to work side by side with all councils on club and league matters. Thank you to all council chief executives and their staff and I look forward to your continued support in 2019.

ADMINISTRATION

The NFNL is fortunate to have a fantastic administration team who are totally committed to their role, all clubs and the NFNL.

To Simon Devine (Football Operations Manager), Delwyn Berry (Netball and Administration Manager), Samuel Zito (Media Manager) and Brendan Ellwood (Football and Netball Operations Officer) a big thank you for the outstanding dedication to your role and to the NFNL.

I also would like to thank our part-time staff members Byron Smith (Finance Manager), Joanne Timewell (Finance Officer), Martin Ellis (Director of Umpiring), Darren Goldspink (Junior Umpires Coach) and Kate Lester (Partnerships Manager), who have all made a tremendous contribution to the NFNL.

While only a small team in number, an

enormous amount of work is generated by this wonderful team. I personally thank each of them for their commitment to the NFNL this year.

BOARD OF DIRECTORS

The NFNL is indeed fortunate to have a committed team of directors, who are dedicated to the growth and development of our league. Everyone on the board has been a tremendous support to me throughout the year. I thank you all for your continued support and commitment to the NFNL.

Stella Pruscino steps down from the Board after six years' service. I would like to acknowledge Stella for her dedication and contribution to the NFNL and I wish her well with her future endeavours.

Steve Sampson will replace Stella on the Board and he shall commence his tenure at the completion of the Annual General Meeting. I welcome Steve to the NFNL Board and I look forward to working with him in 2019.

JUDICIARY

Thank you to NFNL Tribunal Chairman Sam Cusumano and NFNL Appeals Panel Chairman Iain Findlay for their great level of professionalism and leadership in their respective roles. Both provide terrific support to the NFNL. Also, a big thank you to every member of the NFNL tribunal, appeals panel, grievance committee, investigators, conciliators and tribunal advocates. These roles are very difficult to fill, and they are very much an integral part of our organisation.

In closing, I'd like to wish the entire NFNL family an enjoyable festive season and I look forward to working with you all in 2019.

Peter McDougall
Chief Executive Officer

NFNL Staff



Top row: Peter McDougall, Simon Devine, Delwyn Berry, Brendan Ellwood, Samuel Zito
Bottom row: Martin Ellis, Darren Goldspink, Byron Smith, Joanne Timewell, Kate Lester

Football Operations

The 2018 season saw continued growth across all age groups within the Northern Football Netball League.

From a junior perspective we had 37 football competitions from Under-9s through to Under-18 Girls – with more than 270 teams and 6,900 participants taking the field. The growth of female participation in our junior ranks continued, with the NFNL having two divisions in the Under-12, 14 and 16 Girls age groups.

Pleasingly, this season saw great collaboration within our junior competitions with clubs working together to enter several merged teams. Credit must go to Greensborough and Research (Under-14 Girls), Yarrambat and Hurstbridge (Under-14 Girls), Greensborough and Bundoora Park (Under-16 Girls), Kilmore and Wallan (Under-17s and Under-18 Girls) and Yarrambat, Research and Eltham (Under-17s), who worked diligently

together to field joint teams, which ensured more young boys and girls were able to play football in 2018.

The ANZ NFNL Women's competition branched out into three divisions, with five of the NFNL's existing clubs – Bundoora, Eltham, Greensborough, Mernda, and St Mary's – putting a women's team on the park for the first time, while Keilor joined from the EDFL. Another successful finals series saw great support for all three competitions, culminating in a grand final triple-header at Preston City Oval on August 26. We are already looking forward to season 2019, with several more existing NFNL clubs hoping to enter teams.

The Under-19s competition had a restructure after consultation with all senior clubs. The

competition moved away from the traditional model, which was determined by the position of each senior club. In 2018 we moved to a similar process to the juniors and used a grading principal.

With 19 clubs nominating for the Under-19s competition we already had growth of three teams within this age group. Clubs were given the option of nominating which division they wished to play in. We received 11 nominations for Division 1 (made up of eight clubs whose seniors play in Division 1, two in Division 2 and one in Division 3) and eight nominations for Division 2 (comprising one club whose seniors compete in Division 1, four in Division 2 and three in Division 3). The outcome of the grading process allowed for more competitive games being played across both divisions compared to previous years, which is fantastic for both the competition and players alike.

The senior men's competitions this year continued implementing AFL Victoria's Community Club Sustainability Program (CCSP), with more audits taking place over season 2018. Thanks to all clubs for their support and feedback in relation to this program. The league will continue to work with clubs around the CCSP to ensure the sustainability of all senior clubs.

Season 2018 saw a restructure within senior football to ensure the viability of clubs. Early in the year Lalor Football Club advised the NFNL that for their long-term sustainability they would like to be relegated to Division 3. The board considered all the information and judged that in the best interest of the club, it should go back to Division 3 to consolidate. An offer was provided to all Division 3 clubs to see if any were interested in stepping up to Division 2 to fill the void left by Lalor. Epping Football Club took up this opportunity and had a successful campaign, winning six matches in the higher grade.

The 2019 WaterMarc NFNL Junior Finals Series saw 23 of our 27 junior clubs compete. Three of the combined teams were fortunate enough to play in the finals series, highlighted by the Greensborough-Research team (Green Searchers) winning the Under-14 Girls Red premiership. The spirit in which all games were played during the finals was fantastic, with players leading the way in good sportsmanship. The quality of football being played was at a very high standard, as it had been throughout the year, with some amazing team play and, as always, some outstanding individual performances.

Feedback from hosting clubs and NFNL staff who attended all venues said crowds



throughout the finals series were bigger again, with all spectators again having the ability to watch any game of football free of charge. We had several new venues come on board to host finals which is great for junior clubs to have the ability to raise some much-needed funds. On behalf of everyone within the football operations department, a big thank you to all those clubs who hosted finals matches at their ground. We know how much hard work it takes to run a finals series and how many people and volunteers you need to make it a success.

The 2018 WaterMarc Senior Finals Series was kicked off by the ANZ NFNL Women's competitions. The first two weeks of finals were held at Epping Recreation Reserve, with the remaining two weeks played at Preston City Oval. Finals for our senior men's competitions were held at three venues across the region, with the Meadows Greyhounds Division 1 finals at Preston City Oval, A Plus Labour Solutions Division 2 at Epping Recreation Reserve, with the grand final at Preston, and the Heidelberg Golf Club Division 3 finals played at Whittlesea Showgrounds. All venues had good attendance throughout the finals series, culminating with all grand finals days being blockbuster events.

On grand final day we had six clubs vying to bring home the premiership in our three ANZ NFNL Women's competitions. In Heidelberg Golf Club Division 3 three different clubs played off in the seniors and reserves grand finals, in A Plus Labour Solutions Division 2 we had four clubs vying for silverware across the three grades, while in Meadows Greyhounds Division 1 five clubs battled it out in the three grand finals. The opportunity for so many clubs to win a premiership goes to the success of each of the competitions and competing clubs, with many other clubs also competing in the finals series.

Once again, our finals wouldn't have been a success without the support of Phil and Sue Aston and their band of helpers. The work they do behind the scenes, especially at Preston City Oval, is much appreciated by everyone within the NFNL.

The senior representative program this year heralded a new beginning with our inaugural women's representative team playing against South East Women's. Our senior men's team was looking to continue their rise up the AFL Victoria Community Championships rankings in the hope of playing for the No.1 place in 2019. The team we were to face was the MPNFL at Preston City Oval, with redemption on our mind following the 2016 defeat to the same team.

The Under-19s kicked off the day in what was a tight tussle from the first bounce. Both teams gave it their all, with the MPNFL getting over the line by one straight kick – handing our Under-19s a second close loss in as many years. Greensborough's Benjamin Laschko won the medal as the NFNL's best player. The inaugural NFNL Women's team was coming up against a team made from the entire AFL South East region and had a big

job on their hands. The game was an amazing spectacle with both teams going toe to toe and at the end of the game they couldn't be separated. In extra time South East Women's scored a behind and then held on for victory. Laurimar's Ellie Koiker was named the NFNL's best player. Our senior men were coming up against a strong opposition and in an intense and physical game the scores were close all the way to the end of the third quarter. A six-goal final term helped set up a deserving 40-point for the NFNL, setting up a clash with the Eastern Football League in 2019 for the top spot on the AFL Victoria Community Championships rankings. Eltham's Anton Woods won the best on ground medal in the big triumph.

I want to say thanks to Garry Ramsay, Chylloe Kurdas, Rod Cann and their assistant coaches for their commitment to the representative program. To the volunteer support staff of trainers, water carriers, runners, and everyone else who assisted with the program, thanks very much. Without your efforts none of the players would have been able to do what they do. A big thanks to the players who took the field to represent this great league. You all did the NFNL and your clubs proud. Lastly, I want to say thanks to the clubs. We understand the time and effort you put in to these players and allowing them the opportunity to represent and showcase the standard of this great league is a testament to them and yourselves.

The NFNL Junior Representative Program remained in Division 1 of the AFL Victoria Metro Junior Championships. The Under-14A Boys team, led by Matthew Hogg, tasted the ultimate success by topping their group before producing a huge win over South Metro Junior Football League in the grand final at Eltham Central Park – a truly tremendous achievement. The team's success gave the league its first boys title at the Championships since 2006. The Under-14B Boys team held their own throughout the Championships, recording one win and two close losses, while our two Under-15 Boys teams gave their best in all three games against very strong opposition. For the first time the NFNL had two Under-15 Girls teams compete at the Championships – giving even greater opportunity for our best female footballers to get a taste of football at the higher level. The Division 1 team were defending premiers and reached a third-successive grand final, where they went down to a strong Eastern Region Girls combined side. The Division 2 girls drew their first fixture before competitive losses in the final two matches.

A huge thank you to outgoing Junior Representative Co-ordinator Brett Potter for the mountain of work he has done for our program in his time in the role. The amount of hours Brett has put in to the program has been amazing and the success shows not only in the results, but also in the professional way the program has been delivered. Thanks to all the coaches and assistants who led our sides this year. Your continued support of this program is very much appreciated.

Also, a huge thanks to all the parents who helped as team managers, trainers, water carriers and runners. It is impossible to have these programs without your support and assistance. Congratulations to all the players who represented the NFNL in these Championships.

To NFNL Head of Umpiring Martin Ellis and all his support staff, a well deserved thank you for facilitating all competitions within the NFNL every weekend. The continued growth of the league provides a challenge to our umpiring group. But through a sustained recruitment and retention program they continue to lead the way across all Victorian metropolitan leagues in producing great umpire numbers. To all the NFNL umpires, the feedback we receive from clubs is you do a great job in a sometimes impossible situation and we appreciate your efforts throughout the season.

Thank you also to all members of the NFNL judiciary – be it tribunal members, investigation officers or tribunal advocates. This is once again a thankless job, but you all play a significant role in the direction we want the Northern Football Netball League heading. Thank you for volunteering your time throughout the football season for the better operation of the league.

To the NFNL Board, including Chairman Michael McLellan, Deputy Chairman Scott Walker, Nicolina Lademann, Jeff Parkes, Diana Pettie, Stella Pruscino and Bronwyn Neeson thanks for the support I have received over the past 12 months. The guidance that you all provide has been invaluable to me.

I personally have appreciated the support I have received from my fellow NFNL staff members Peter McDougall, Delwyn Berry, Samuel Zito, Brendan Ellwood, Martin Ellis, Darren Goldspink, Byron Smith, Joanne Timewell and Kate Lester. I also want to say a big thanks to our La Trobe University placement students whose assistance has made my job easier.

Last, and by no means least, a huge thanks to all club volunteers, be it committee members, match day volunteers and coaches. Your efforts throughout season 2018 can't be quantified and without the hours put in by each and every one of you, there is no game for any of our participants. The passion our volunteers have for the game and their clubs make our jobs here even more enjoyable.

I hope everyone enjoys the small break because as we all know the work never stops and season 2019 will be here quicker than we know it. I'm looking forward to another big year and working with you all to continue the good work we are doing in the Northern Football Netball League.

Simon Devine
Football Operations Manager

Umpiring

The NFNL continues to improve its coaching, recruitment and retention strategies to provide career umpires and establish a solid group of umpires for our football competitions.



We continue to have the highest ratio of umpires to teams, with over 440 umpire registrations. In 2018, we were again able to appoint field, boundary and goal umpires in all our Saturday competitions and appoint field umpires to all our junior competitions on Sundays. The senior women's competition expanded to three divisions this year and the league was able to provide umpiring support across all three disciplines. Increased participation in our junior competition meant the league was responsible for supplying umpires for over 180 football matches each weekend.

The NFNL is the only league in Victoria able to appoint the full complement of umpires of every discipline to all senior and junior competitions during the finals and this is credited to how hard our umpiring support staff work and the commitment of our umpires.

Dan Henery continued as President of the Northern Umpires Association (NUA) and continues to show strong leadership and commitment to the umpires. We continue to build a strong relationship and the energy amongst the umpiring group is terrific. A new uniform and remodelled honour boards and signage at our training base were major steps forward in 2018.

The Junior and Senior Presentation Nights were combined this year to create an End of Year Celebration and Presentation Night. We were able to acknowledge our grand final umpires and recognise our most promising. This was well supported by umpires and their families with attendance increasing.

Umpire numbers remained steady this year with the biggest growth in young goal umpires. There remains plenty of opportunity for people young or older, male or female to get involved in community football and earn a tax-free income. There are three disciplines you can choose from – field, boundary or goal and you can umpire close to home. We have a whole team of support staff with career opportunities to assist you. For more information email enquiries@nfnl.org.au

The most significant change to our umpire support staff this year was the appointment of former AFL field umpire and life member Darren Goldspink as Junior Umpire Co-ordinator. This enabled the NFNL to provide a more targeted coaching and observation experience to junior umpires and create a healthy learning environment. Darren was also responsible for junior appointments and was made available to our junior football coaches. The role will remain ongoing moving forward with the focus on providing better umpire education, commitment and accreditation.

In 2018 umpiring support staff included boundary

coach Lachlan Bayliss, goals coach Craig Herman, field coach Steve Hanley and juniors coach Daniel Philp. They were well supported by Brian Moore, Neville Coutts, Shane Herbert, Josh Forner, David Kuchmar and Adam Young. Special thanks to Peter James, Tim Enkelmann, Simon Hubber and Joel Clamp who also assisted. Jason Williamson was fitness coach, whilst Simone Illiaretto continued as trainer.

Tuesday and Thursday night training sessions continue to be popular with most umpires and will continue in 2019. Tuesday training is predominately a 45-minute fitness running session whilst Thursday nights are our main sessions, with well over 130 umpires attending. It is on Thursday nights that we break into our disciplines and have targeted skills, running and coaching sessions.

Coaching material continues to be edited from NFNL senior and junior matches, ensuring our material is relevant to our umpiring group. Umpires enjoy and value coaching from their own league and performance. This year we were also able to give one-on-one coaching to individual umpires using vision downloaded from the NFNL website.

Umpiring standards in the under 9 and 10 modified rules competition were our best to date. The NFNL-produced Modified Rules Interpretations DVD and coaches adopting a better understanding of what modified rules is all about saw fewer complaints and umpiring improve. We will continue to work closely with all coaches in this area to ensure players and umpires enjoy the match day experience.

The Green Shirt program for first-year umpires continues to be our best resource for recruiting umpires. Loyola College joined the academy program this year, along with Parade College and Our Lady of Mercy College. The academies allow the NFNL to give targeted and more productive coaching on a smaller scale – making it a lot easier to coach, implement skills and give direct feedback to participants. The academies continue to be well supported by schools and will continue in 2019.

Umpire swaps with the Ballarat Football League and Goulburn Valley Football League were introduced late this season to accommodate for the growing demand for more umpire experience, diversity, education and opportunities. Appointments were made available to our senior umpires across all three disciplines to share the experience. This was tremendously well received and has become a much sort after opportunity for our members. This looks set to continue in 2019.

The three-umpire system in senior football continues to be very successful and beneficial to both umpires and clubs. The three-umpire system was used in two games per round in our senior men's competition, while a three-umpire boundary system was used in one game each round. Fewer incidents and melees were recorded in these matches and they provided valuable experience to our umpires. It also gave opportunity and experience to our young umpires coming through and helped retain more of our senior umpires. It is important we continue keep in touch with what is happening at the highest level. The three-umpire system was also adopted during our junior finals in all under 15, 16 and 17 competitions.

Field umpires Ian Herman, Dylan Brown, Tom Downs and Elias Kafritsas, along with boundary umpires Nathan Jaenicke and Adam Taranto were nominated to trial for the VFL next season and we wish them every success in furthering their careers. Adam Walker was awarded our Best Senior Umpire for 2018 and Elias Kafritsas our Most Improved Senior Umpire. NFNL umpires continue to be involved in career programs, which include the VFL Rookie List, Female Umpire Academy, Auskick and the AFL Mates Program.

Andrew Stephen, Andy O'Neill and Tom Downs stepped up this year to field umpire the Division 1 Grand Final, with Riley Guerin, Nathan Jaenicke, Adam Taranto on the boundary, while Vic Filipou and Alan Webb were in the goals. All achieved outstanding seasons and thoroughly deserved their selection. They performed their responsibilities and executed their skills to the highest level on a consistent basis and met coaching expectations.

NFNL CEO Peter McDougall and Football Operations Manager Simon Devine continued to strongly support umpiring. Staff members Delwyn Berry, Samuel Zito, Brendan Ellwood, Joanne Timewell, Kate Lester and Byron Smith help make up a wonderful team here at the NFNL.

Finally, I would like to give a big thank you to all umpires who officiated this year. Your contribution and support has been very much appreciated. Thanks to the NUA, all volunteers, partners and parents for supporting our umpires. See you next season.

Martin Ellis
Head of Umpiring

Netball

The netball arm of our organisation experienced another season of expansion in the first year under the new Northern Football Netball League banner.



We enjoyed another outstanding year on the netball courts in 2018, with team numbers again reaching record numbers in both the winter competition and the summer competition – which entered its fifth season.

The summer season commenced in November 2017 and we were able to conduct three sections. A total of 18 teams competed in the summer season, with six teams competing across each of the three sections.

One of the highlights of the summer season was the introduction of our newest club Craigieburn Rep – who became the NFNL's fourth netball-only affiliate when it joined the league in October 2017 after previously playing at the State Netball and Hockey Centre.

The summer season concluded with Bundoora 1 winning the Section 1 premiership for the second-successive year with a 30-22 win against St Mary's 1 in the grand final. Hurstbridge 1 won three-consecutive finals and came from fourth place on the ladder to win the Section 2 title. It was one of two flags for the Bridges, with Hurstbridge 2 saluting for the Section 3 flag.

The 2018 winter competition achieved its highest number of registered teams, with 88 sides competing over 11 sections. This was an increase of seven teams from the 2017 winter season.

Grading again took place over the opening four rounds to determine the make-up of each section and again helped to ensure that all competitions enjoyed a strong competitive balance on a weekly basis during the home and away season.

Congratulations to all the 2018 winter season premiership winners, including: Diamond Creek 1 (Section 1); Diamond Creek 2 (Section 2); Bundoora 1 (Section 3); Greensborough 3 (Section 4); Craigieburn 2 (Section 5); Hurstbridge 1 (Section 6); Montmorency 1 (Section 7); Greensborough 4 (Section 8); Hurstbridge 2 (Section 9); Watsonia 5 (Section 10) and Mernda 2 (Section 11).

Our representative netball teams continued their impeccable record, with our open and under-19 teams extending their unbeaten streaks with wins over the Eastern Football League at Knox Regional Netball Centre on May 18.

The under-19s produced a dominant performance in the first game of the night and stormed to a 48-15 win. Chloe Lambert was named best on court for her outstanding effort in centre in a match where the NFNL stretched its lead in every quarter.

The open team had to overcome a mighty challenge from the EFL to eventually score a 46-40 win, but it wasn't without a major scare.

Our girls trailed by four girls late in the third term but rallied to level scores heading into the final quarter. They were then able to pull away late in the match to record a six-goal win – with the side's experience and composure proving pivotal during the closing stages.

Diamond Creek defender Georgia Bowkett was named best on court for the second year in a row, after also winning the medal in the 2017 win over the EFL at Parade College.

Julie Hibberd took over as coach of the open side in 2018, with Sharon Ashworth continuing as under-19 coach. Both were assisted by Jacinta Tonkin. Our representative umpires were Katherine Thackery (open) and Charlotte Fell (under-19).

Following a review of our umpiring department over the summer, we welcomed Amanda Dale as Umpire Coach and Ann Castle as Umpire Coach Mentor. Both Amanda and Ann brought a wealth of experience and knowledge to the role, which helped raise the standard of our umpires.

Throughout 2018 we were able to provide umpire mentors at all venues to assist with the development of our umpires. We were also able to badge three umpires, with Laura Crowther and Katherine Thackery receiving

their B Badge and Sarah Mason her C Badge. We look forward to more umpires being badged next year.

I would also like to pass on my sincere thanks to both Amanda and Ann, as well as venue managers Cam Bayliss, Sue Owen, Tracey Matthews and Jess Williams – who ensured all matches were completed on time and in an efficient manner each week.

Thanks to our venue assistants Julie Lempriere, Kim Draper, Michelle Tanzillo and Riley Owen who defied the cold temperatures during the winter nights and manned the door at our venues. Thanks also for your administration assistance and ensuring the needs of all teams, players and spectators were attended to.

I would also like to personally thank all players, coaches, clubs and umpires for their support and efforts throughout the course of the 2018 netball season.

To my fellow colleagues in the NFNL office, thank you for your ongoing support of the netball program.

Delwyn Berry
Netball Manager



Media

The NFNL's digital footprint again grew in 2018 to ensure all areas of our expanding league were covered.

NFNL.org.au remained the hub for all news and information from the league and the number of visitors to the website continued to rise. The site received 3.7 million views between January to October, while the fixtures, results and ladders pages received an additional 12.8 million page requests in the same period.

Our social media pages continued to play a vital role in allowing the league to publish exclusive content and engage more closely with our expanding community. As at October 31, the NFNL's social media community includes:

- 13,606 Facebook followers (10% increase since October 31, 2017)
- 12,849 TeamApp members (350% increase)
- 3,511 Twitter followers (4% increase)
- 3,277 Instagram followers (74% increase)

Given the large following we have attracted on Facebook and TeamApp, the league has put a concerted effort towards driving as much traffic through these platforms as possible.

In 2018, the NFNL worked closely with our match-vision partner Sportscast Australia to drive more video content through Facebook. All senior men's and women's grand finals were live streamed on Facebook, along with the senior men's and women's representative matches and key events such as the senior and junior best and fairest awards. I wish to thank Andrew McLeish and the team at Sportscast Australia for their innovation and ensuring the NFNL continued to produce dynamic and engaging content.

Live streaming grand finals and key events allowed the league to promote our brand to a larger audience and helped to improve our engagement with the community. More than 12,000 people watched the A Plus Labour Solutions Division 2 Grand Final between Eltham and Lower Plenty – nearly three-times more than the attendance at Preston City Oval itself. A further 25,000 people tuned in to the

broadcast of the senior and junior best and fairest nights. These numbers demonstrate the public's interest in the league and we will continue to explore new ways to deliver more live content to our online community.

Highlights packages of every senior men's match were published to Facebook, as well as the always popular NFNL Plays of the Week. Highlights from all senior women's matches were also included during the four weeks of the ANZ Women's finals.

The NFNL recorded a total of 632,200 video views during the football season (April to September) via our Facebook channel alone. This tally does not include the number of views on other social media channels, including the Sportscast Australia match vision portal that has been designed for clubs to access full match replays and key match edits.

The strength of our digital platforms ensures all angles of the league are covered. As such, the future of the football record remains uncertain. The record has long been a staple around the grounds, however we must evaluate the value of the publication in the digital age. Sales from the finals and feedback from clubs indicate the interest in the print publication has dwindled significantly. And with print costs rising, the league is deliberating whether the time and money invested in the record could be better invested in other areas of our media department.

While it is a challenge to cover all competitions in our expanding league, the dedication of our band of volunteers ensures new content is published to the website daily during the season to ensure fans are kept up-to-date with all the latest news from around the league.

Our band of writers continue to provide outstanding content for the website and football record. Our scribes Ben Pascuzzi (Division 2), Doug Long (Division 3) and Jacinta Frazzetto (Women's) produced weekly reviews and previews of their respective competitions, while Keegan Hauth wrote a weekly junior wrap

for our Under-15 to Under-18 competitions. Nicholas Sacco and James Strebinos provided weekly feature stories and match reports, while our netball competitions received more coverage than ever before thanks to the tireless efforts of Stephanie Smarrelli and Marisa Sopic, who each covered multiple matches each Friday night. Thanks also to Jarrad Gardner, Christopher Chyrstosomou, Jarryd Barca and Michael Thompson who also supplied written content throughout the year.

Nathan McNeill from Nathan William Media did a tremendous job to cater for our increased action photography requirements and ensured we had multiple senior football matches covered each weekend, while also covering our junior football and netball competitions. Thanks to Nathan for his work behind the lens and to Darrell Jones from Local Legends Sports and Team Photography who photographed all league events.

The NFNL Match of the Day again aired on 88.6 Plenty Valley FM every weekend, with the radio broadcast also able to be streamed via the league website and TeamApp. The broadcast team covered 35 matches this year – which included every senior men's and women's grand final, along with both senior representative games. Tom Flanagan and Jordan Kounelis continued as play-by-play commentators, with Nicholas Sacco, Ben Pascuzzi, Jarrad Gardner and Doug Long sharing the role as boundary rider and special comments throughout the year. We were again fortunate to have Chylae Kurdas provide expert comments for all three women's grand finals.

I'd like to thank all members of the radio team for the dedication and professionalism they bring to the broadcast. The team spend countless hours researching to ensure they provide an insightful preview show and then an accurate and entertaining match call. The team's commitment to the league is unwavering, as demonstrated by broadcasting games on public holidays such as Good Friday and the Queen's Birthday weekend – along with giving up their time on both Saturday and Sunday during the five weeks of the finals. The league is very fortunate to have such dedicated volunteers and their work is greatly appreciated. I'd also like to acknowledge 88.6 Plenty Valley FM program manager Roly Sims and panel operator Perrie Teric for their assistance with the Match of the Day coverage throughout the year.

I wish to thank all my fellow colleagues at the NFNL office for their support throughout the season. Thank you also to all clubs who assisted our media program in 2018, as well as all coaches and players who made themselves available to the media team.

Samuel Zito
Media Manager



AFL Victoria Football Development

It has certainly been another big year of growth, innovation, development and change for AFL Victoria in the Northern Region of Melbourne.



PERSONNEL AND REGIONS

This year saw a few changes of personnel and region splits, with Anthony McDonald taking on the newly created role of Football Development Manager – Outer Northern region in February, working alongside Phiv Demetriou, who assumed the role of Football Development Manager – Inner Northern Region. Andrew Lozanovski departed to take up a role at AFL head office. We thank Andrew for his contribution to the game in the region and wish him all the best in his new role.

SCHOOLS

This year has again seen us put a heavy focus on ensuring that our game has a very strong presence in as many local schools as possible. Our relationship with schools has continued to improve, and ultimately allowed us to run programs throughout the region involving interactions with over 18,000 students and over 70 schools. The flagship of this suite of offers to schools remains the Australian Sports Commission's 'Sporting Schools Program', but also includes Auskick Assembly Promotions, Footy Frenzy Days, Footy Fun Days, Community Fetes and Festivals, AFL 9s and one-off clinics, AFL player appearances and Multicultural School Programs. In addition, this year saw our Primary Schools Challenge event grow again with over 500 participants over two days.

MULTICULTURAL ENGAGEMENT

We have continued to strive to engage multicultural communities through a number of different initiatives throughout 2018. We again rolled out training in schools for the Bachar Houli Cup, which culminated in a round-robin against other schools from around the state – again, a very enriching program for all involved. With the Carlton NGA beginning to gain momentum, this will also be an area that we devote a lot of energy to in 2019. AFL Victoria has now employed Multicultural Development Officers (MDOs) with a specific focus on high multicultural regions and increasing participation and awareness. Former Fremantle AFLW and now Carlton VFLW player Akec Chuot has been responsible for our region with a focus on parent education.

AUSKICK

This year saw the implementation of the new Auskick 2.0 program and numbers continue to increase throughout the Northern Region. The new program aims to increase engagement with participants by eliminating waiting in

lines, whilst also introducing new equipment such as hoops and round balls.

The AFL also employed Auskick Champions who were responsible for a cluster of centres each and they ensured that these centres were running the program successfully. In the Northern Region we had five Auskick Champions service the Inner Region and three service the Outer Region – eight in total. This proved to be a major success and had participants more engaged with more movement, more fun and little downtime. We will continue to work hard to identify opportunities for new centres to ensure everyone within our community has a chance to engage in our game.

FEMALE FOOTBALL

The AFLW competition continues to build momentum, and few could have predicted the amount of success it would enjoy in such a short period of time. On the back of this success, this year alone saw 38 new female teams enter standalone competitions and participation up from 827 to 1794 in just the past year. This now completes the full pathway for female footballers in the region and we will continue to endeavour to support clubs as best we can through this period of unprecedented growth. Come and Try days, seminars for female coaches and taking training sessions for female teams were examples of continuing to sustain growth in the female area.

CLUB IMPROVEMENT PROGRAM

We have continued to encourage clubs to complete the Club Improvement Program, with a session held at La Trobe University which saw most clubs within the Northern Region attending. This also included new clubs. We have already had two clubs begin the process and as a follow on, La Trobe University requested that we present to their affiliated sporting clubs as well. This program is a fantastic tool designed to assist in all facets of your club and we implore committees to go through the process in 2019.

COACHING

The work we continue to do around increasing the quality of coaching remains integral to the growth of the game. Coaches play the most critical role in the experience many of us have, and clubs that are proactive in establishing positive environments are having success in the recruitment and retention of players –

setting themselves up for sustained success. To support the development of our community coaches, this year saw the launch of the Coach.AFL accreditation and registration platform. This platform involves online learning, face-to-face development sessions run by AFL Victoria and coach mentoring. We will be looking to continue the success of this program in the coaching community.

In 2019, we will again continue to encourage all clubs to appoint a Junior and Senior Club Coaching Co-Ordinator. The Coaching Co-Ordinator establishes the learning and development environment for both the coaches and players, while providing a consistency in coaching throughout the whole club. In 2018 we had the least number of citations given out to coaches for the past 10 years.

APPRECIATION

Congratulations and appreciation to everyone on the year and thank you for all your support, in particular, the following:

- Northern Region Coaches nominees and respective winners at our awards evening
- Auskick centres, Auskick co-ordinators, Auskick champions and volunteers
- All club volunteers, coaches, committee of management and participants for making this league one of the best in Melbourne
- All the schools, especially those that ran programs
- Carlton FC and Northern Knights for all their co-operation and assistance
- Coaching co-ordinators for your direct interest and involvement in assisting with all matters coaching
- The NFNL staff for the dedicated, diligent efforts of their work throughout the year

We hope that the 2018 season was one filled with great memories and has left you with a strong appetite to remain involved in 2019 and beyond and hope you enjoy a well-earned break over the summer period.

Phiv Demetriou and Anthony McDonald

AFL Victoria Football Development Managers – Northern Region

Division 1 Review

West Preston-Lakeside returned to the top of the NFNL summit with its first premiership since 2010.

The Roosters sat in seventh place on the ladder after Round 12, with a 6-6 record. They then hit their straps and won nine of their final ten matches to claim the flag, which included a gripping nine-point grand final win over Macleod.

Despite winning their final six home and away matches to finish in second place, the Roosters' premiership hopes took a hit when soundly beaten by North Heidelberg in the qualifying final. However, a ten-goal masterclass from Ahmed Saad inspired a 52-point win over Bundoora in the first semi, before a 70-point trouncing of North Heidelberg in the preliminary final.

The momentum was carried into the grand final, in what proved to be another thrilling contest – keeping with the theme of recent Division 1 premiership deciders. West Preston-Lakeside trailed by 14 points early in the third quarter, however four goals in a 12-minute burst prior to time-on helped establish an 11-point lead at three quarter time.

The final term was a genuine arm-wrestle, with Macleod twice closing within a goal – including at the 23-minute mark. A goal to Carl Adams gave the Roosters breathing space and from there they were able to hold on for their first senior premiership in eight years.

Mark Kovacevic produced a commanding performance to win the best on ground medal. The Coburg-listed ruckman finished equal-third for the competition best and fairest, despite playing only nine regular season games. But it was in the finals when he truly made his mark – with four outstanding performances.

Sam Glover joined from the Northern Blues development side and proved to be a revelation. Clean and composed off half back, Glover formed a strong defensive unit with the likes of Jackson Clarke, Nathan Valladares and Joel McDonald. He edged out Luke Lirosi and Michael Ercolano for the Roosters' best and fairest.

Saad remained the main focal point in attack and kicked 65 majors, which included 13 in the finals. He had plenty of support, as demonstrated in the preliminary final when the Roosters piled on 17 goals after quarter time, despite Saad being sidelined from midway through the first term.

Macleod endured the agony of grand final defeat for the third-consecutive year. This year's nine-point loss followed three and 15-point defeats in the previous two grand finals – with the club unable to add to its trophy cabinet, despite winning 51 of 65 games since winning the 2015 premiership.

The Roos were again the standout side in the home and away season – winning 16 of 18 matches. That included 12-straight wins following an upset Round 1 loss to North Heidelberg, before slipping at home

to West Preston-Lakeside on a day the Roosters announced themselves as a genuine premiership threat. Macleod bounced back to have the minor premiership sealed by Round 15 and progressed to its fourth-consecutive grand final with a 13-point win over North Heidelberg in the second semi.

Grand final week began with Lucas Hobbs becoming the first Macleod player to win the Division 1 best and fairest since 1969. But in a cruel twist of fate, Hobbs was ruled out of the grand final with a hamstring injury – which was compounded when best and fairest runner-up Ned McKeown succumbed to a knee injury early in the second quarter.

Macleod had the equal-most representatives in the Team of the Year, with Hobbs and McKeown featuring alongside Anthony Doherty, Brad Leggett and Justin White. For skipper White it was an unprecedented eighth consecutive selection in the team.

Doherty was the competition's form player between Round 8 to 13 when he polled 41 of a possible 60 votes in the Coaches MVP award, while Patrick Martin remained a match-winner and finished with a team-high 39 goals, which included seven against North Heidelberg during the Queen's Birthday weekend.

A history-making campaign saw North Heidelberg re-establish itself as a powerhouse club in the NFNL's top flight. The Bulldogs became the first reigning Division 2 premier to play finals in Division 1.

They weren't just making up the numbers in September – finishing third on the ladder before beating eventual premier West Preston-Lakeside in the qualifying final. However, two attempts at a grand final spot ended in defeat – firstly with a close loss to Macleod in the second semi, before putting in their worst performance of the year in the preliminary final against the Roosters.

North Heidelberg made a statement of intent in Round 1 when it downed Macleod, however four-consecutive losses followed. The Bulldogs soon found their feet and won 11 of their final 13 home and away games, which included a nine-game winning streak between Round 9 to 17 – ensuring a top-three finish and a double chance in the finals.

The Harvey brothers continued to wreak havoc on opposition sides. Brent won his second-consecutive club champion award, while Shane topped the competition goal kicking with 63 majors in the regular season, including an eight-goal haul against Heidelberg at Warringal Park.

Jesse Tardio and Michael Florance flourished again in Division 1 and featured in the Team of the Year. Liam Hunt, Jhye Baddeley-Kelly and Brandon Bailey were outstanding recruits, while first-year coach Jimmy House was

recognised with the AFL Victoria Northern Region Senior Coach of the Year award.

Bundoora was unable to defend its 2017 title, despite reaching an 18th-consecutive finals series. The Bulls sat just one spot from the bottom of the ladder at Round 7 as they struggled to deal with a long injury list that included three-time Frank Rosbrook medallist Matty Dennis.

Five-consecutive wins followed, including a 103-point demolition of then fourth-placed Northcote Park in Round 11. But just as the Bulls' looked back on track, they dropped consecutive games on the road to Macleod and Heidelberg to fall a win outside the top-five a month from the finals.

The club lifted and won its final four matches, before keeping Greensborough to four goals in a 48-point elimination final triumph. But the dream of becoming the first team in a decade to defend a premiership was ended by West Preston-Lakeside, with Ahmed Saad's five-goal final term sending the Bulls crashing out of the premiership race.

Scott Dowell put together an outstanding season to win the best and fairest, despite missing four games. Dale Marshall elevated his game to the next level, while outgoing duo Joe Palazzolo and Josh Grabowski will be sorely missed after strong 2018 campaigns.

Grabowski was vice-captain of Vic Metro and was one of two Bulls in the Team of the Year, alongside Peter Hood. The former Fitzroy Stars utility finished tied for third place in the competition best and fairest. Meanwhile, Andrew Sturgess was a fine acquisition and will serve as playing-coach in 2019.

Greensborough looked a premiership contender for much of 2018, before losing its final four games – including the elimination final, which handed the club its lowest finish since 2013.

The 2018 campaign started with a triumph over Montmorency, followed by a 46-point drubbing of Bundoora the day the Bulls unfurled their 2017 premiership flag. Remarkably, the Boro were the only undefeated side after two rounds. They remained in second spot at Round 15 and would have fancied their premierships chances after pushing Macleod in both outings.

The Boro had done superbly to stay at the pointy end of the ladder given the absence of key players. Boom recruit Charlie Molyneux played just four of the opening 15 games, ruckman Jake McNamara suffered a season-ending knee injury in Round 3, while Dan McLinden managed just 10 games. Meanwhile, Jack Johnston, Josh Callaway and Matthew Haynes missed a month midway through the year.

Nick Riddle added another best and fairest to his collection. The star defender was named at full back in the Team of the Year and represented both Vic Metro and the NFNL. Riddle finished ahead of Jacob Ireland in the best and fairest, with Ireland enjoying his best season at senior level.

Tynan Smith was a revelation. The NFNL under-19 rep captain played every game in his debut season and booted 24 goals. Box Hill Hawks forward Billy Murphy became a fan favourite in six appearances. The livewire booted 18 goals and featured in the umpires' votes in



four of his five home and away matches.

Heidelberg experienced a second-consecutive sixth-place finish, however Frank Raso's first season at the helm garnered two more wins than 2017. The new-look Tigers showed plenty of improvement but missed the finals by percentage.

Raso's side beat both West Preston-Lakeside and Bundoora twice and matched up well against Greensborough. The Tigers beat the Boro in Round 3 and then lost by three points in Round 15, following a goal to Andrew Stellas in the final minute. That kick determined fifth place, but it wasn't the club's only costly loss after going down to wooden-spooner Whittlesea and ninth-placed Hurstbridge early in the season.

The year ended positively, with the under-19s claiming the Division 2 premiership and skipper Michael Brunelli sharing the Frank Rosbrook Medal with Macleod's Lucas Hobbs. Brunelli was upstaged in the club best and fairest by teenage star Lachlan Wilson, who added the award to his best on grand medallion from the 2016 grand final.

Ryan Stone and Tom Sullivan again performed well, while Chaz Sargeant returned to his best and was one of two Tigers selected in the Team of the Year, along with Brunelli. Sargeant kicked 36 goals, including five in a best on ground display at West Preston-Lakeside. Meanwhile, youngsters Matthew Cecchin, Nathan Honey and Fletcher Carroll showed promising signs.

Montmorency managed just one win more than last year, culminating in a fourth-consecutive campaign without finals. That was despite landing AFL trio Ben Kennedy, Matthew White and Tyrone Leonardis in the off-season.

The Magpies started the season with a disappointing loss at Greensborough but looked to have announced themselves with commanding home wins against North Heidelberg and Bundoora over the next two weeks. They sat as high as third at Round 8 but managed just two wins in their final 10 matches.

Captain Jesse Donaldson and gun midfielder Ben Fennell managed just five and three games respectively, while recruit Danko Bzenic played only six after suffering a season-ending injury a week after starring in the NFL's rep

win over the MPNFL.

Ben Kennedy lived up to the hype and was a standout in the midfield. The former Collingwood and Melbourne ball-winner finished runner-up in the Coaches MVP and won the Magpies' best and fairest. Patrick Fitzgerald finished second on the goal kicking table with 59 majors, while Ben Walton and teenager Sam Binion contributed well.

Montmorency did enjoy success in September courtesy of its premiership-winning under-19s. The club also landed a major coup in October, when it announced the signing of Garry Ramsay as coach in 2019.

2018 was a tale of two stories for Northcote Park, who missed the finals for the first time since 2014. Four-consecutive wins between Round 6 to 9 had the Cougars in second place at the halfway point, but they went on to lose their final six matches by an average of 52 points.

The Round 9 triumph over Heidelberg was noteworthy, with the Cougars 102 points ahead at three-quarter time. However, the final term of that game, when the Cougars conceded six unanswered goals, proved a sign of things to come. A close loss to North Heidelberg followed, before a 103-point thrashing at the hands of Bundoora. From there Northcote Park won just one more game.

The Cougars saw little of their VFL stars, with Jackson Starcevic playing only two games and Ethan Penrith one. Work commitments limited Ash Close to nine games, although the star forward delivered when available – booting 39 goals, including 10 against Hurstbridge. Northcote Park had a 7-2 record in matches Close played and was winless in the nine matches he missed.

Paul Dirago assumed the captaincy and became the second Cougar in as many years to win the Coaches MVP, after Jordan Perry won the award in 2017. Perry remained one of the competition's most damaging midfielders, finishing fifth in the Coaches MVP and named in the Team of the Year with Dirago.

Hurstbridge managed to avoid relegation in what proved a difficult 2018 campaign, where it was unable to build on a promising 2017. The Bridges managed just three wins – the most

important of which came against Whittlesea in a final-round battle that determined relegation.

There was plenty of excitement in the lead-up to the season following the acquisition of Travis and Cameron Cloke, Daniel Keenan and Ryan Jackson. However, the Bridges were the only winless side after three rounds. They produced away wins at Whittlesea and Heidelberg over the next fortnight, but the Round 5 win at Warringal Park was the club's final triumph until saluting against the Eagles in Round 18.

Lachlan East and Troy Barbero tied for the best and fairest, while Daniel Keenan offered great support in his return to the club. Mitch Burton again proved handy in attack and booted a team-high 28 goals, while Travis Cloke added 21 in his nine appearances.

Whittlesea's three-year stint in the top flight came to an end after yielding just two wins. After producing several narrow escapes in recent years, the Eagles were unable to avoid relegation this time – with their fate sealed by a 26-point defeat to Hurstbridge in Round 18.

The season began with a two-point home win to Heidelberg, but it soon became evident that the Eagles had their work cut out to avoid the drop. They were trounced by Macleod in Round 2, before managing just one goal in a 107-point defeat to Greensborough in Round 5.

The Eagles' losing run extended to 11 matches, before scoring a much-needed win over Montmorency in Round 13. An elusive third win didn't prove forthcoming, although not through a lack of effort. Whittlesea fell to Macleod at De Winton Park by five points in Round 16, before pushing West Preston-Lakeside for three quarters the following week.

Xavier Dimasi was the club's standout player in 2018. The former Box Hill Hawk won the best and fairest and was the Eagles' sole representative in the 40-man Team of the Year squad.

2018 Club Best and Fairest Winners

Bundoora – Scott Dowell; **Greensborough** – Nick Riddle; **Heidelberg** – Lachlan Wilson; **Hurstbridge** – Troy Barbero and Lachlan East; **Macleod** – Lucas Hobbs; **Montmorency** – Ben Kennedy; **North Heidelberg** – Brent Harvey; **Northcote Park** – Paul Dirago; **West Preston-Lakeside** – Sam Glover; **Whittlesea** – Xavier Dimasi

Division 1 Ladders

MEADOWS GREYHOUNDS DIVISION 1 SENIORS

| TEAM | P | W | L | D | F | A | % | PTS |
|-----------------------|----|----|----|---|------|------|--------|-----|
| Macleod | 18 | 16 | 2 | 0 | 1756 | 1124 | 156.23 | 64 |
| West Preston-Lakeside | 18 | 12 | 6 | 0 | 1731 | 1128 | 153.46 | 48 |
| North Heidelberg | 18 | 12 | 6 | 0 | 1677 | 1490 | 112.55 | 48 |
| Bundoora | 18 | 11 | 7 | 0 | 1632 | 1436 | 113.65 | 44 |
| Greensborough | 18 | 10 | 8 | 0 | 1544 | 1372 | 112.54 | 40 |
| Heidelberg | 18 | 10 | 8 | 0 | 1407 | 1521 | 92.50 | 40 |
| Montmorency | 18 | 7 | 11 | 0 | 1587 | 1640 | 96.77 | 28 |
| Northcote Park | 18 | 7 | 11 | 0 | 1413 | 1753 | 80.60 | 28 |
| Hurstbridge | 18 | 3 | 15 | 0 | 1454 | 1940 | 74.95 | 12 |
| Whittlesea | 18 | 2 | 16 | 0 | 1117 | 1914 | 58.36 | 8 |

DIVISION 1 RESERVES

| TEAM | P | W | L | D | F | A | % | PTS |
|-----------------------|----|----|----|---|------|------|--------|-----|
| West Preston-Lakeside | 18 | 17 | 1 | 0 | 1614 | 890 | 181.35 | 68 |
| Greensborough | 18 | 12 | 6 | 0 | 1455 | 869 | 167.43 | 48 |
| Whittlesea | 18 | 12 | 6 | 0 | 1350 | 949 | 142.26 | 48 |
| Montmorency | 18 | 12 | 6 | 0 | 1295 | 941 | 137.62 | 48 |
| Bundoora | 18 | 10 | 8 | 0 | 1555 | 1227 | 126.73 | 40 |
| Heidelberg | 18 | 10 | 8 | 0 | 1213 | 1431 | 84.77 | 40 |
| North Heidelberg | 18 | 6 | 12 | 0 | 1296 | 1351 | 95.93 | 24 |
| Hurstbridge | 18 | 5 | 13 | 0 | 978 | 1674 | 58.42 | 20 |
| Macleod | 18 | 4 | 14 | 0 | 1046 | 1470 | 71.16 | 16 |
| Northcote Park | 18 | 2 | 16 | 0 | 827 | 1827 | 45.27 | 8 |

DIVISION 1 UNDER-19

| TEAM | P | W | L | D | B | F | A | % | % WON |
|-----------------------|----|----|----|---|---|------|------|--------|-------|
| Macleod | 18 | 14 | 4 | 0 | 1 | 1308 | 810 | 161.48 | 77.78 |
| Montmorency | 18 | 12 | 6 | 0 | 0 | 1124 | 806 | 139.45 | 66.67 |
| Eltham | 18 | 12 | 6 | 0 | 1 | 933 | 841 | 110.94 | 66.67 |
| Greensborough | 18 | 11 | 7 | 0 | 0 | 1164 | 774 | 150.39 | 61.11 |
| Bundoora | 18 | 11 | 7 | 0 | 0 | 904 | 722 | 125.21 | 61.11 |
| St Mary's | 18 | 11 | 7 | 0 | 1 | 1146 | 939 | 122.04 | 61.11 |
| Whittlesea | 18 | 7 | 11 | 0 | 0 | 865 | 940 | 92.02 | 38.89 |
| Northcote Park | 18 | 7 | 11 | 0 | 0 | 769 | 994 | 77.36 | 38.89 |
| Diamond Creek | 18 | 5 | 13 | 0 | 1 | 690 | 896 | 77.01 | 27.78 |
| West Preston-Lakeside | 18 | 1 | 17 | 0 | 0 | 491 | 1672 | 29.37 | 5.56 |



Division 1 Finals Results

MEADOWS GREYHOUNDS DIVISION 1 SENIORS

Qualifying Final

West Preston-Lakeside 5.14 (44) def by **North Heidelberg 12.4 (76)**

Elimination Final

Bundoora 12.9 (81) def Greensborough 4.9 (33)

First Semi Final

West Preston-Lakeside 18.8 (116) def Bundoora 9.10 (64)

Second Semi Final

Macleod 14.11 (95) def North Heidelberg 12.10 (82)

Preliminary Final

North Heidelberg 7.10 (52) def by **West Preston-Lakeside 18.14 (122)**

Grand Final

Macleod 9.15 (69) def by **West Preston-Lakeside 11.12 (78)**

Macleod

Best: B. Leggett, A. Doherty, J. White, R. Brandt, H. Paynter, L. Brandt

Goals: R. Brandt 3, B. Lennon 3, A. Doherty 2, W. Barden

West Preston-Lakeside

Best: M. Kovacevic, L. McVeigh, A. Tilley, L. Lirosi, M. Ercolano, A. Federico

Goals: L. McVeigh 4, P. Karnezis 2, A. Saad 2, L. Lirosi, A. Tilley, C. Adams

Best on ground: Mark Kovacevic (West Preston-Lakeside)



DIVISION 1 RESERVES

Qualifying Final

Greensborough 6.4 (40) def by **Whittlesea 8.7 (55)**

Elimination Final

Montmorency 6.7 (43) def by **Bundoora 11.8 (74)**

First Semi Final

Greensborough 9.10 (64) def by **Bundoora 11.5 (71)**

Second Semi Final

West Preston-Lakeside 7.6 (48) def by **Whittlesea 11.12 (78)**

Preliminary Final

West Preston-Lakeside 6.8 (44) def by **Bundoora 8.8 (56)**

Grand Final

Whittlesea 9.10 (64) def by **Bundoora 13.3 (81)**

Whittlesea

Best: C. Taplin, M. Taplin, T. Parkinson, N. Fellows, J. Eid, L. Hughes

Goals: M. Langford 2, C. Prestopino 2, B. Toll, C. Rowe, M. Taplin, J. Robinson, N. Lacey

Bundoora

Best: J. Lord, J. Burns, A. Carmusciano, T. Grant, T. Keating, S. Jacobs

Goals: A. Carmusciano 4, S. Jacobs 2, J. Lord 2, L. Santoro 2, T. Keating, B. Moorcroft, M. Almatrah

Best on ground: Jai Burns (Bundoora)



DIVISION 1 UNDER-19

Qualifying Final

Montmorency 5.7 (37) def by **Eltham 5.10 (40)**

Elimination Final

Greensborough 11.8 (74) def Bundoora 4.6 (30)

First Semi Final

Montmorency 14.8 (92) def Greensborough 8.7 (55)

Second Semi Final

Macleod 11.10 (76) def Eltham 6.7 (43)

Preliminary Final

Eltham 10.16 (76) def by **Montmorency 18.8 (116)**

Grand Final

Macleod 3.13 (31) def by **Montmorency 11.9 (75)**

Macleod

Best: L. Carpenter, J. Corelli, J. Cameron, J. Williams, B. Grioli, M. McGregor

Goals: B. Morgan, L. Carpenter, B. Plant

Montmorency

Best: B. Ramsey, C. Kane, J. Mills, B. Charles, L. Edmonds, V. Page

Goals: B. Ramsey 4, J. Attard 2, V. Page, B. Charles, J. Fahey, J. Lock, V. Loccisano

Best on ground: Ben Ramsey (Montmorency)



Division 1 Awards



Lucas Hobbs and Michael Brunelli



Michael Finn



Tane Cotter



Shane Harvey



Paul Dirago

BEST AND FAIREST

SENIORS - Frank Rosbrook Medal

| Player | Club | Votes |
|------------------|-----------------------|-------|
| Michael Brunelli | Heidelberg | 21 |
| Lucas Hobbs | Macleod | 21 |
| Ned McKeown | Macleod | 19 |
| Peter Hood | Bundoora | 15 |
| Mark Kovacevic | West Preston-Lakeside | 15 |
| Jesse Tardio | North Heidelberg | 15 |

RESERVES

| Player | Club | Votes |
|--------------|------------------|-------|
| Michael Finn | Heidelberg | 17 |
| Josh Saw | Hurstbridge | 16 |
| Jeremy Page | Whittlesea | 15 |
| Jake Thomas | Heidelberg | 13 |
| Corey McKay | North Heidelberg | 12 |

UNDER-19

| Player | Club | Votes |
|-------------------|----------------|-------|
| Tane Cotter | St Mary's | 18 |
| Ahmad Ahmad | Northcote Park | 15 |
| Jason Pannam | Bundoora | 15 |
| James Williams | Macleod | 14 |
| Taidhg Bland | Whittlesea | 13 |
| Connor Gedge | St Mary's | 13 |
| Matthew Perazzola | Northcote Park | 13 |

LEADING GOAL KICKERS

SENIORS

| Player | Club | Goals |
|--------------------|-----------------------|-------|
| Shane Harvey | North Heidelberg | 63 |
| Patrick Fitzgerald | Montmorency | 59 |
| Brent Harvey | North Heidelberg | 52 |
| Ahmed Saad | West Preston-Lakeside | 52 |

Home and away games only

RESERVES

| Player | Club | Goals |
|----------------------|-----------------------|-------|
| Christian Prestopino | Whittlesea | 50 |
| Julian Maloni | West Preston-Lakeside | 37 |
| David Bonadio | West Preston-Lakeside | 36 |

UNDER-19

| Player | Club | Goals |
|------------------|-------------|-------|
| Brae Morgan | Macleod | 41 |
| Blake Charles | Montmorency | 37 |
| Joshua Robertson | Montmorency | 37 |

COACHES MOST VALUABLE PLAYER

| Player | Club | Votes |
|--------------|-----------------------|-------|
| Paul Dirago | Northcote Park | 76 |
| Ben Kennedy | Montmorency | 72 |
| Brent Harvey | North Heidelberg | 65 |
| Sam Glover | West Preston-Lakeside | 59 |
| Jordan Perry | Northcote Park | 55 |

TEAM OF THE YEAR

| | |
|--------------|---|
| B | Jhye Baddeley-Kelly (NH), Nick Riddle (Gre), Ned McKeown (Mac) |
| HB | Jackson Clarke (WPL), Paul Dirago (NP), Justin White (Mac) |
| C | Josh Grabowski (Bun), Michael Brunelli (Hei), Ben Kennedy (Mon) |
| HF | Chaz Sargeant (Hei), Anthony Doherty (Mac), Brent Harvey (NH) |
| F | Ahmed Saad (WPL), Patrick Fitzgerald (Mon), Shane Harvey (NH) |
| R | Michael Florance (NH), Jordan Perry (NP), Lucas Hobbs (Mac) |
| Int | Sam Glover (WPL), Peter Hood (Bun), Brad Leggett (Mac), Jesse Tardio (NH) |
| Coach | Rob Maiorana (WPL) |

Best of 2018



The inaugural NFNL senior women's representative team



Diamond Creek won its ninth-consecutive Section 1 netball flag



Keilor joined the NFNL women's competition in 2018



Bundoora celebrates its come-from-behind reserves grand final win

Division 2 Review

Lower Plenty ensured its stay in Division 2 lasted just two seasons, achieving the ultimate success after upsetting Eltham on its way to its first premiership since 2011.

Lower had been a contender all season, always lurking behind the ladder-leading Panthers. But it was on grand final day when the Bears were able to claim their first win over their more fancied-rivals for the season.

The grand final will long live in NFNL folklore. Lower had failed to register a major at three-quarter time, but made an inspired final quarter comeback. Six points down entering time-on, the Bears booted six-consecutive behinds before Ben Paterson snapped through a goal on the final siren to win the premiership. Remarkably, it was the first time his side had led.

Despite sitting in second spot for 17 of the 18 weeks of the regular season, the Bears limped towards the finals – winning just one of their last three home and away games, before losing to Eltham by 14 points in the second semi. But Lower turned its fortunes around against an in-form Banyule in the preliminary final, with Tom Blake starring in the 20-point win.

Captain Patrick Flynn had a season to savour, winning the Division 2 best and fairest award to go along with his best-on-ground medal from the grand final. Flynn was certainly a barometer for his side, with Lower falling into a short form slump midway through the season during his absence with a knee injury.

Tom Keys continued his stellar form throughout the 2018 campaign, winning the club best and fairest and finishing second in both the competition best and fairest and

Coaches MVP vote counts. Darcy Barden and Ben Paterson featured alongside Flynn and Keys in the Division 2 Team of the Year, while Corey Sleep and Jordan Sacco continued to emerge as star players.

Eltham had a successful season in its return to Division 2 after 15 years in the top flight, before falling at the final hurdle. The Panthers had been the clear frontrunners from the outset of the season, and won their opening 15 matches.

A 59-point thrashing of last year's Division 2 runner-up Diamond Creek in the standalone Good Friday encounter sent a clear message of intent to the rest of the competition – with the Panthers sitting in first place on the ladder for the entire season.

Eltham secured the first spot in the grand final with a come-from-behind win over Lower Plenty in the second semi. The Panthers then led for much of the low-scoring grand final and looked destined to win the flag when leading by three goals to none at three-quarter time.

But a scoreless final quarter in the premiership decider saw the Panthers beaten in an upset result and extended their stay in Division 2 – an undoubtedly disappointing end to what would have been one of the more successful seasons produced in Division 2.

Brent Macaffer proved to be a sensational inclusion and was arguably the recruit of the season across the NFNL. The former

Collingwood premiership utility was a standout performer in 2018, winning both the Coaches MVP award and Eltham best and fairest, while also finishing in third place in the competition best and fairest count.

Tim Currie was also an important inclusion in both defence and attack, headlined by a 10-goal haul against the Fitzroy Stars at Sir Douglas Nicholls Oval. Tom Rogers relished a move to half back and was named in the Team of the Year, Anton Woods was ever-reliable and was best afield in the NFNL's representative win over the MPNFL, before also representing Vic Metro. Meanwhile, the Glasgow brothers continued to improve.

Banyule continued its meteoric rise up the NFNL ranks with a brilliant maiden season in Division 2 – finishing one step short of the grand final just 12 months after winning the Division 3 flag.

After taking a 5-5 win-loss record from the opening 10 rounds, it was in the second half of the campaign when the Bears truly hit their straps to become the form side of the competition entering the finals. Banyule won seven of its final eight games to become the first reigning Division 3 premier to play Division 2 finals the following season.

The Bears were the first side to beat Eltham – doing so with a runaway win at Eltham Central Park in Round 16, before toppling Lower Plenty on the road a fortnight later. Despite taking



plenty of momentum into the finals, Banyule had to scrap its way through the first semi after trailing Thomastown for the opening three quarters, before injuries to key players saw them fall short against Lower in the preliminary final.

James Kroussoratis was again a standout and won the club best and fairest. The star goal kicker finished the regular season with a competition-high 68 majors, which included a season-best 11-goal haul against the Fitzroy Stars in Round 17. Kroussoratis received strong support from Bailey Jordan, with the forward duo's efforts rewarded with selection in the Team of the Year.

Nick Biscontin and Daniel Camilleri were outstanding in defence and also earned Team of the Year selection, along with Mannon Johnston. Both Johnston and fellow Morwell recruit Riley Hogarth had outstanding debut seasons for the Bears, while Daniel Kelly and skipper Scott Gumbleton again performed well. Brent Stanton offered outstanding support both on and off the field, with the former Essendon star making 10 appearances for his junior club.

Thomastown was able to break through for its first Division 2 finals appearance since winning the 2008 premiership. This year's fourth-place finish followed three successive fifth-place finishes.

Needing either a win or a loss by 12 points or less against Diamond Creek in the final round, the Bears looked destined for another heartbreaking finals miss when they trailed by 50 points during the third term. However, they courageously rallied to fall by just two points, sparking scenes of jubilation at Main Street Reserve, despite losing the match.

It wasn't all smooth sailing at the start of the season for Ben Chapman's side after winning just one of their first four games. However, they went on to win 10 of their next 12 matches – which included two vital wins over Diamond Creek in Round 5 and 10, as well as a critical 23-point triumph over Lower Plenty in Round 16.

Their improvement this season was reflected with four players being selected in the Division 2 Team of the Year, which included recruits Anthony Capeci and Dylan Chapman. Chapman finished in third place in the Division 2 Coaches MVP voting, while Capeci booted a team-high 33 goals.

Matthew Vasilevski produced another outstanding season and won the club's best and fairest, despite missing the final three games of the year, while Adrian Natoli, James Rizzolio, Daniel Chadwick and Josh Beare all produced strong campaigns to ensure their side played finals for the first time since winning the Division 3 premiership in 2013.

Diamond Creek endured an up-and-down season, with a fifth-place finish proving a disappointing result after playing off in the 2017 grand final.

After a heavy loss to Eltham in Round 1, the Creekers recorded three-consecutive wins by greater than 50 points to look well placed after

the opening four rounds. They then dropped their next three matches, before bouncing back with three consecutive wins – which included a stirring come-from-behind triumph over Lower Plenty in Round 9.

The win came at a significant cost, with Jess Cosaitis sustaining a season-ending leg injury. The star forward had been in outstanding touch and still managed to finish in equal-fifth on the goal kicking table, with 33 majors.

Following that win at Montmorency Park, the Creekers lost each of their next three games to top-four sides over the next six rounds, including a percentage-deflating 79-point loss to Banyule in Round 12.

The club never gave up the fight for a finals place and did win its final three games, including wins over Eltham and Thomastown in the last two rounds. However, the Round 18 win over the Bears ended with a feeling of defeat after letting a finals place slip with a fourth quarter fadeout – meaning the Creekers missed the finals by just 1.33%.

Jacob Booth continued his stellar start to his senior football career to win his second-consecutive best and fairest award. Booth also tied for the club's goal kicking award and was one of two representatives in the Team of the Year, alongside defender Hugh Kavanagh.

Epping proved up for the task of Division 2 football after putting its hand up to fill the void left by Lalor in February. Despite just the six wins to show for their efforts in season 2018, there were a wealth of positives for the Blues.

Having started the season with two defeats in the realm of 50 points, Epping pulled off its first win of the season with an upset over former Division 3 rival Banyule in Round 3. The Blues came out firing to lead by 19 points at the first change, before holding off two rallies from the Bears to prevail by four points.

A one-point loss to the Fitzroy Stars followed the next week and was a reflection of the Blues' season – that being one of inconsistency, despite great effort.

Epping became known for being a fast-starting side, averaging 23 points in the first quarter – its most of any term. The Blues often got a jump on their opponent – even against more fancied sides. But despite being highly competitive for long periods in the majority of their games, their second quarters were their Achilles heel.

Alec Buchan and Damon Marcon both had standout seasons and featured in the Division 2 Team of the Year. A promising talent, Buchan took his game to a new level in 2018 to win the best and fairest award, while Marcon proved to be one of the competition's most reliable goal kickers. Marcon's fellow former Preston Bullants teammate Reed Jepson was also a vital inclusion for the Blues.

Season 2018 was a tough campaign for the Fitzroy Stars, who missed out on a Division 2 finals appearance for the first time since 2011. The Stars lost a wealth of key players at the conclusion of the 2017 season, including retired club legend

Lionel Proctor, and quartet Peter Hood, Kain Proctor, Richard Bamblett and Jai Burns.

The 2018 season saw the Stars win just the two matches, both of which were cliffhangers. The first win came with a one-point triumph over Epping in Round 4 – courtesy of a goal with the last kick of the game, before downing Watsonia by two points in Round 10 – a game which also came down to the final kick.

Recruit Steven Stallion's season was one of note, featuring in the Stars' best players on a weekly basis, with strong support from Shawn Wilkey and Hedley Smith. Continuing to blood the youngsters was a key focus this season, with Alex Williamson and Taylor Drummond featuring regularly.

Despite avoiding the wooden spoon, the Stars had the highest average losing margin, at a whopping 89 points – more than five goals more than Watsonia's average losing margin. The Stars gave up the most points of any side, at an average of 140 points per game.

After a positive 2017 campaign, Watsonia had a disappointing season and had to wait until the final round of the season to register its first win.

The Saints were generally very competitive in the first half, before falling away in the second – where they averaged a competition-low 34 points. Among their best efforts was leading premier Lower Plenty at three quarter time in two outings this year.

Overall, the Saints lost seven matches by six goals or less – which included an agonising two-point loss away to the Fitzroy Stars in Round 10 when Sam Peet's long-range shot after the siren fell just short of the goal line. The wooden spoon would have been avoided had that shot travelled just a few metres further.

The highlight of the Saints' season came in the final round when they claimed their maiden win. After leading by six points after the first two changes and 11 points at three-quarter time, the Saints produced their best quarter of the season, piling on 10 goals to win by 67 points, providing a positive end to a tough campaign.

Skipper Matthew Crompton claimed his second-consecutive best and fairest award, ahead of Matthew Gibbs – with the duo unquestionably the Saints' most consistent performers throughout the year. Allan Young provided a focal point in attack and finished with 28 majors.

2018 Club Best and Fairest Winners

Banyule – James Kroussoratis

Diamond Creek – Jacob Booth

Eltham – Brent Macaffer

Epping – Alec Buchan

Fitzroy Stars – Steven Stallion

Lower Plenty – Tom Keys

Thomastown – Matthew Vasilevski

Watsonia – Matthew Crompton

Division 2 Ladders

A PLUS LABOUR SOLUTIONS DIVISION 2 SENIORS

| TEAM | P | W | L | D | F | A | % | PTS |
|---------------|----|----|----|---|------|------|--------|-----|
| Eltham | 18 | 16 | 2 | 0 | 1893 | 1087 | 174.15 | 64 |
| Lower Plenty | 18 | 13 | 5 | 0 | 1885 | 1310 | 143.89 | 52 |
| Banyule | 18 | 12 | 6 | 0 | 1842 | 1251 | 147.24 | 48 |
| Thomastown | 18 | 11 | 7 | 0 | 1696 | 1409 | 120.37 | 44 |
| Diamond Creek | 18 | 11 | 7 | 0 | 1607 | 1350 | 119.04 | 44 |
| Epping | 18 | 6 | 12 | 0 | 1419 | 1615 | 87.86 | 24 |
| Fitzroy Stars | 18 | 2 | 16 | 0 | 1122 | 2526 | 44.42 | 8 |
| Watsonia | 18 | 1 | 17 | 0 | 1133 | 2049 | 55.30 | 4 |

DIVISION 2 RESERVES

| TEAM | P | W | L | D | F | A | % | PTS |
|---------------|----|----|----|---|------|------|--------|-----|
| Eltham | 18 | 16 | 2 | 0 | 2050 | 535 | 383.18 | 64 |
| Lower Plenty | 18 | 14 | 4 | 0 | 1709 | 728 | 234.75 | 56 |
| Diamond Creek | 18 | 12 | 5 | 1 | 1523 | 940 | 162.02 | 50 |
| Watsonia | 18 | 12 | 6 | 0 | 1330 | 1007 | 132.08 | 48 |
| Thomastown | 18 | 8 | 9 | 1 | 1042 | 1264 | 82.44 | 34 |
| Banyule | 18 | 5 | 13 | 0 | 1015 | 1414 | 71.78 | 20 |
| Epping | 18 | 3 | 15 | 0 | 992 | 1511 | 65.65 | 12 |
| Fitzroy Stars | 18 | 1 | 17 | 0 | 573 | 2835 | 20.21 | 4 |

DIVISION 2 UNDER-19

| TEAM | P | W | L | D | B | FOR | AGST | % | % WON |
|------------------|----|----|----|---|---|------|------|--------|-------|
| Lower Plenty | 16 | 14 | 2 | 0 | 2 | 998 | 334 | 298.80 | 87.50 |
| Banyule | 17 | 13 | 4 | 0 | 1 | 1025 | 482 | 212.66 | 76.47 |
| Mernda | 17 | 12 | 5 | 0 | 1 | 1094 | 523 | 209.18 | 70.59 |
| Heidelberg | 15 | 10 | 5 | 0 | 2 | 1178 | 676 | 174.26 | 66.67 |
| Mill Park | 17 | 10 | 7 | 0 | 1 | 747 | 775 | 96.39 | 58.82 |
| Eltham | 16 | 5 | 11 | 0 | 2 | 529 | 976 | 54.20 | 31.25 |
| South Morang | 17 | 5 | 12 | 0 | 1 | 720 | 976 | 73.77 | 29.41 |
| North Heidelberg | 16 | 3 | 13 | 0 | 2 | 399 | 1300 | 30.69 | 18.75 |
| Panton Hill | 17 | 1 | 16 | 0 | 1 | 391 | 1166 | 33.53 | 5.88 |



Division 2 Finals Results

A PLUS LABOUR SOLUTIONS DIVISION 2 SENIORS

First Semi Final

Banyule 10.18 (78) def Thomastown 8.13 (61)

Second Semi Final

Eltham 6.8 (44) def Lower Plenty 4.6 (30)

Preliminary Final

Lower Plenty 10.10 (70) def Banyule 7.8 (50)

Grand Final

Eltham 2.10 (22) def by Lower Plenty 3.10 (28)

Eltham

Best: B. Glasgow, T. Currie, G. Connelly, B. Macaffer, M. Keys, P. Currie

Goals: T. Currie, G. Connelly

Lower Plenty

Best: P. Flynn, M. Duckworth, D. Barden, B. Paterson, T. Keys, C. Porter

Goals: B. Paterson 2, F. Dorbolo

Best on ground: Patrick Flynn (Lower Plenty)



DIVISION 2 RESERVES

First Semi Final

Diamond Creek 10.13 (73) def Watsonia 9.5 (59)

Second Semi Final

Eltham 12.12 (84) def Lower Plenty 2.3 (15)

Preliminary Final

Lower Plenty 10.1 (61) def by Diamond Creek 17.11 (113)

Grand Final

Eltham 7.12 (54) def Diamond Creek 5.8 (38)

Eltham

Best: T. Burns, M. Cantwell, J. Lorey, S. Warren, M. Avramov, K. O'Sullivan

Goals: T. Burns 3, J. Doukas 2, J. Lorey, K. O'Sullivan

Diamond Creek

Best: J. Smith, K. Brick, K. O'Regan, L. Brannelly, J. Battye, D. Padget

Goals: T. Owen 2, D. Padget, A. Campbell, K. Brick

Best on ground: Thomas Burns (Eltham)



DIVISION 2 UNDER-19

Qualifying Final

Banyule 13.4 (82) def Mernda 6.9 (45)

Elimination Final

Heidelberg 9.9 (63) def Mill Park 5.9 (39)

First Semi Final

Mernda 5.5 (35) def by Heidelberg 14.18 (102)

Second Semi Final

Lower Plenty 8.3 (51) def Banyule 7.7 (49)

Preliminary Final

Banyule 9.12 (66) def by Heidelberg 10.12 (72)

Grand Final

Lower Plenty 1.2 (8) def by Heidelberg 9.8 (62)

Lower Plenty

Best: S. Bevan-Shannon, L. Riley, K. Horman, J. Fitzpatrick, M. Nevill, L. Bolt

Goals: B. Timewell

Heidelberg

Best: I. Silic, O. Stapleton, C. Robinson, S. Nadalin, J. Campbell, A. Bakos

Goals: S. Bakos 3, O. Stapleton 2, C. de Dear 2, M. McNerney, S. Wright

Best on ground: Isaac Silic (Heidelberg)



Division 2 Awards



Patrick Flynn



Jarrod Shaw



Danny-Lee Rigby



James Kroussoratis



Brent Macaffer

BEST AND FAIREST

SENIORS

| Player | Club | Votes |
|----------------------|---------------------|-----------|
| Patrick Flynn | Lower Plenty | 22 |
| Tom Keys | Lower Plenty | 20 |
| Brent Macaffer | Eltham | 18 |
| Matthew Vasilevski | Thomastown | 17 |
| Dylan Chapman | Thomastown | 14 |
| Lewis Glasgow | Eltham | 14 |
| Devin McDonald | Banyule | 14 |

RESERVES

| Player | Club | Votes |
|--------------------|---------------------|-----------|
| Jarrod Shaw | Lower Plenty | 21 |
| Mikael Avramov | Eltham | 19 |
| Costa Missailidis | Thomastown | 13 |
| Mitchell Clamp | Lower Plenty | 11 |
| Luke Deslandes | Lower Plenty | 11 |
| Jye Lorey | Eltham | 11 |

UNDER-19

| Player | Club | Votes |
|------------------------|---------------|-----------|
| Danny-Lee Rigby | Mernda | 22 |
| Patrick Molony | Banyule | 20 |
| Lachlan Turner | Banyule | 19 |
| Juy Smith | Lower Plenty | 14 |
| Connor Fitzgerald | Mill Park | 12 |

LEADING GOAL KICKERS

SENIORS

| Player | Club | Goals |
|---------------------------|----------------|-----------|
| James Kroussoratis | Banyule | 68 |
| Damon Marcon | Epping | 39 |
| Tom Keys | Lower Plenty | 36 |

Home and away games only

RESERVES

| Player | Club | Goals |
|-----------------------|---------------------|-----------|
| Bowen Zimolani | Lower Plenty | 56 |
| Todd Owen | Diamond Creek | 48 |
| Sam Warren | Eltham | 36 |

UNDER-19

| Player | Club | Goals |
|-----------------------|---------------------|-----------|
| Jack Wilkinson | Lower Plenty | 54 |
| Conor Galvin | Banyule | 48 |
| Nicolas Aleksovski | Mernda | 40 |

COACHES MOST VALUABLE PLAYER

| Player | Club | Votes |
|-----------------------|---------------|-----------|
| Brent Macaffer | Eltham | 85 |
| Tom Keys | Lower Plenty | 78 |
| Dylan Chapman | Thomastown | 75 |
| Patrick Flynn | Lower Plenty | 66 |
| Jacob Booth | Diamond Creek | 57 |

TEAM OF THE YEAR

| | |
|--------------|--|
| B | Daniel Camilleri (Ban), Nick Biscontin (Ban), Josh Beare (Tho) |
| HB | Tom Rogers (Elt), Tim Currie (Elt), Hugh Kavanagh (DC) |
| C | Lewis Glasgow (Elt), Matthew Vasilevski (Tho), Alec Buchan (Epp) |
| HF | Ben Paterson (LP), Bailey Jordan (Ban), Jacob Booth (DC) |
| F | Anthony Capecci (Tho), James Kroussoratis (Ban), Damon Marcon (Epp) |
| R | Patrick Flynn (LP), Brent Macaffer (Elt), Tom Keys (LP) |
| Int | Darcy Barden (LP), Dylan Chapman (Tho), Mannon Johnston (Ban), Anton Woods (Elt) |
| Coach | Ben Turner (LP) |

Best of 2018



Stacey Gannon became the first three-time winner of the Section 1 netball best and fairest



Bella Ayre was best afield in Bendigo's grand final win



Ben Ham celebrates the Under-14A Championships win



Patrick Flynn was the dominant player in A Plus Labour Solutions Division 2 in 2018.

Division 3 Review

After building steadily in recent years, St Mary's produced its best season at senior level in 2018 to become the dominant team in Heidelberg Golf Club Division 3.

New coach Fabian Carelli took a team that was heading in the right direction and was able to apply the finishing touches. The Burra lost just one game all season and took out their first senior premiership with finals wins over Panton Hill in both the second semi and grand final.

Skipper Dillan Ronalds was again the club's star player, but he had plenty of support as the Burra stepped up to a new level. Lachlan Potter and Jake Dambrauskas enjoyed fantastic seasons, while recruits Jordan Galea, Ben Mossuto and Chris Petraro helped round out the team nicely.

Myles Guldron kicked 45 goals in the regular season, while Nick Dean and Jacob Yeomans chimed in with 27 and 25 goals respectively. The Burra defence – led by Lee Minuz and Leigh Sullivan – was resolute and conceded an average of only 52 points per match.

The Burra's only loss came in Round 5 to Panton Hill. The Redbacks proved to be the toughest opponent for the eventual premiers.

The teams clashed four times and each game was up for grabs in the final term. St Mary's won the second semi by 23 points and had to again fight tooth and nail in the grand final. The Burra grabbed the lead in the second term and were then never headed. But it wasn't until a Nic Daisley goal in the dying minutes, courtesy of a free kick from a fantastic rundown tackle, that the result was sealed.

The grand final win was well deserved and capped a wonderful year for the club, which also included the reserves going through the season undefeated to claim their third-straight flag, while the under-19s performed admirably in Division 1.

Panton Hill was a force to be reckoned with back in Division 3 after being relegated from Division 2. Under new coach Steve Layt and with recruits such as Rhys Boyden, Nick Parks, John Pritchard and Brent Ryan, the Redbacks overcame a poor Round 1 showing against Mernda to establish themselves in the top-four early in the season. They

eventually claimed the double chance in the final round of the season with a win at Mernda.

The Redbacks were potent in attack – with competition leading goal kicker Rhys Boyden and fellow forwards Matthew Byron and Alex Tsardakis combining for 131 goals in the regular season. Their team recorded the most points in the regular season – averaging 108 points per game. Down back, skipper Mitch Anderson and former Greensborough teammate Brent Ryan led the way.

After managing only five goals in the second semi loss to St Mary's, Panton Hill rebounded in tough conditions in the preliminary final to defeat South Morang by seven points to reach its first grand final since 2013. The Redbacks then pushed the Burra all the way in the big one – losing by 13 points.

During the year Panton Hill hosted the first ever game under lights in Division 3 – with 4.10pm starts for the home games in rounds 3 and 5 being a great success with good weather both days.

Many expected South Morang to miss finals action this year after an exodus of approximately half the 2017 grand final team. But the Lions quickly established themselves in the top four. Back-to-back wins against Laurimar at Mill Park Lakes Reserve in Round 15 and Heidelberg West at Heidelberg Park the following week virtually clinched a top-four spot.

The players to step up to fill the breach came mainly from the younger group, which included Daniel Caruso. The star midfielder enhanced his reputation as one of the best



players in the competition with a second-place finish in the competition best and fairest. Bailey Brown won the club best and fairest, while James Hewson and Cory Giannone continued their improvement from 2017. Samuel Indian shared his time between junior and senior football. He booted six goals in the first semi final win over Laurimar to show his potential.

South Morang fans have seen plenty of close finals games recently and this year was no exception. The first semi was won when Bailey Brown nailed a set shot goal from 35m directly in front in the final minute to put his team five points up. The preliminary final was a similarly close game against Panton Hill. Daniel Caruso kicked a wonderful goal late to level the scores, but Panton Hill lifted to win by seven points. It was another devastating preliminary final loss for South Morang to add to consecutive preliminary final losses between 2014 to 2016.

Laurimar clinched fourth place – doing so with a Round 18 win over Reservoir. The big win boosted the club's percentage enough to move them inside the top-four for the first time all year. It was a mighty effort by the Power to qualify for the finals in just their second season of senior football.

When Justin Sherman stepped into the coaching role at the beginning of the season, external expectations were relatively low. At the end of Round 4, the team had not recorded a win following a bye and three-consecutive losses. But the drought broke in Round 5 with an impressive 28-point win at J.J. Clancy Reserve over a Kilmore side that had started the year well.

From that point onwards, the Power gradually worked towards their goal of a top-four finish. The decisive period was rounds 9 to 11. In that time, they defeated the team placed second on the ladder three times – firstly South Morang, then Panton Hill and Mernda. Those wins put the Power within striking distance of finals, but they remained outside the top-four until displacing Mernda in Round 18.

The recruiting was a big success – with Mitchell Thompson and Bradley Deed having outstanding seasons. Thompson won the Division 3 Coaches MVP award, while fellow recruit Josh Williamson was an extremely dangerous forward and regularly gave headaches to opposition defences. Williamson, Dallas King and Jason Cecil booted over 30 goals each for the season.

The 2018 season was a mixed bag for Mernda in Paul Derrick's return as coach, but ultimately ended as a huge disappointment. For the second time in three years, the Demons were in the top four the entire year – only to drop to fifth in the last round.

However, the year was a vast improvement on a disappointing seventh with just four wins in 2017. The best performance in 2018 came in Round 1 in the shape of an 83-point win over eventual runner-up Panton Hill at Cracknell Reserve.

The Demons were the second-best defence numerically for the year. They and St Mary's were the only teams to have less than 1,000 points kicked against them. Tom Deayton

and Matthew Campbell had outstanding campaigns down back.

However, it was a different matter in front of goals. Mernda's points for ranked seventh – better than only Lalor and Reservoir. Always reliable captain Josh Delaney was the side's leading goal kicker with 23, then the next best was a mere 13 goals. Delaney played as a swingman – also spending a lot of time in defence.

After rising from bottom in 2016 to sixth in 2017, Heidelberg West was aiming for finals this year, but fell short. A poor start to the season eventually proved to be the club's downfall. With a host of key players missing early matches, the Hawks were winless after Round 4. Heavy early losses meant percentage was going to be a problem all season.

The Hawks won four in a row from rounds 5 to 8 and looked to be a chance to play finals. That four-week stretch ended with a massive 63-point win over Laurimar at Heidelberg Park – in what proved to be the Hawks' best performance of the season in the NFNL Match of the Day.

However, losses to St Mary's and Mernda were to follow immediately after. The critical match late in the season was a Round 14 return clash against Laurimar – this time at Laurimar Reserve. Heidelberg West lost it by 21 points and that virtually ended its season. But the Hawks won the last two matches to finish with an 8-8 record – their best effort for many years.

Jarryd Coulson became the first player to win back-to-back best and fairest awards in Division 3 after polling maximum votes in the final round win over Lalor. In another major positive, the reserves team made it to the grand final – the club's first since featuring in the 1995 Division 2 reserves decider. They pushed the undefeated St Mary's all the way in a close contest.

Kilmore was looking for further improvement in 2018 after making great progress in 2017. The result was one less win this campaign, but the Blues' percentage improved from 78 in 2017 to 103 this year – indicating the losses weren't as heavy as last year. The Blues also put lowly teams to the sword this year, with two triple-figure winning margins.

Kilmore defeated finalists South Morang and Panton Hill at J.J. Clancy Reserve and lost to St Mary's by just 15 points. Excluding the Burra's outings against Panton Hill, this was the closest the premiers came to a loss for the year.

The Blues went to their Round 6 bye well placed at three wins from five games, but a quartet of losses immediately after the bye put a huge dent in their finals chances. When Nathan Phillips and his coaching team reviewed the season, they would have rued losing twice each to Laurimar and Heidelberg West. Both losses to the Hawks were by single-digit margins.

Arguably their best performance of the season was a 27-point win against Mernda at Waterview Recreation Reserve in the final month of the season, which came away to a side desperate to play finals.

Tough inside midfielder Leigh Irons did well in the Coaches MVP voting, while Calder Cannons-listed Jeremy Topham polled ten votes in the league's best and fairest. Scott Swindells was a great signing and booted 36 goals to earn Team of the Year selection, while Jaxson Kinnear also earned a spot.

Lalor requested a move from Division 2 to Division 3 prior to the season commencing – believing it would be uncompetitive at the higher level following a mass player exodus. Taking the reins as coach was Dean Grainger, who played for the Bloods as a junior and whose father was a former club president.

Some followers suspected Lalor would struggle to win a single game – even in the lower division. However, these fears were dispelled in the very first round following a 27-point win over Reservoir at Crispe Park. But from then on, it was generally a tough slog for the Bloods – winning again only in the Round 12 return bout against the Mustangs.

The Bloods went close to winning some other games – most notably two narrow losses to Mernda. On the flip side, they experienced some big losses throughout, the worst of which was a 148-point defeat to South Morang at Mill Park Lakes Reserve.

Isaac Edgar, Daniel Moore and Jake Langborne led the way throughout the tough campaign, while Demetrios Constantinou also impressed. Grainger will be taking a break from footy in 2019 and ex-Heidelberg West coach Gary Cutler has been appointed his replacement.

The rebuilding phase which began in 2017 continued in 2018 at Reservoir. When the club went into recess after the 2015 premiership, they lost virtually all their premiership players. David McGregor is the sole member of that team remaining at the club.

The Mustangs had plenty of players putting their hand up for a game this year. They used 51 players in 2018 and, as a testament to their depth, the reserves team made the top-four and reached the preliminary final.

Regrettably, the seniors failed to record a win for the season. With both years showing a percentage of 32, it was a similar output to 2017. One of their best efforts was when they led Mernda by 12 points at the last break in Round 7 at Waterview Recreation Reserve. Alas, they were unable to hold on and lost by 18 points.

A curious fact is their highest score of the year came against premier St Mary's at Whatmough Park in Round 8 – scoring 62 points on the day. Samuel McDowell had a strong season and took out the best and fairest ahead of 2017 winner Lachlan Shaw, who was again a consistent performer.

2018 Club Best and Fairest Winners

Heidelberg West – Jarryd Coulson

Kilmore – Leigh Irons

Lalor – Isaac Edgar

Laurimar – Mitchell Thompson

Mernda – Josh Delaney

Panton Hill – Nick Parks

Reservoir – Samuel McDowell

South Morang – Bailey Brown

St Mary's – Dillan Ronalds

Division 3 Ladders

| HEIDELBERG GOLF CLUB DIVISION 3 SENIORS | | | | | | | | |
|---|----|----|----|---|------|------|--------|-----|
| TEAM | P | W | L | D | F | A | % | PTS |
| St Mary's | 16 | 15 | 1 | 0 | 1652 | 833 | 198.32 | 60 |
| Panton Hill | 16 | 11 | 5 | 0 | 1730 | 1029 | 168.12 | 44 |
| South Morang | 16 | 10 | 6 | 0 | 1516 | 1064 | 142.48 | 40 |
| Laurimar | 16 | 10 | 6 | 0 | 1460 | 1218 | 119.87 | 40 |
| Mernda | 16 | 9 | 7 | 0 | 1072 | 982 | 109.16 | 36 |
| Heidelberg West | 16 | 8 | 8 | 0 | 1181 | 1233 | 95.78 | 32 |
| Kilmore | 16 | 7 | 9 | 0 | 1137 | 1102 | 103.18 | 28 |
| Lalor | 16 | 2 | 14 | 0 | 761 | 1638 | 46.46 | 8 |
| Reservoir | 16 | 0 | 16 | 0 | 671 | 2081 | 32.24 | 0 |

| DIVISION 3 RESERVES | | | | | | | | |
|---------------------|----|----|----|---|------|------|--------|-----|
| TEAM | P | W | L | D | F | A | % | PTS |
| St Mary's | 16 | 16 | 0 | 0 | 2209 | 396 | 557.83 | 64 |
| Heidelberg West | 16 | 14 | 2 | 0 | 1541 | 819 | 188.16 | 56 |
| Laurimar | 16 | 10 | 6 | 0 | 1086 | 1030 | 105.44 | 40 |
| Reservoir | 16 | 9 | 7 | 0 | 776 | 1105 | 70.23 | 36 |
| Mernda | 16 | 6 | 9 | 1 | 829 | 1042 | 79.56 | 26 |
| South Morang | 16 | 6 | 10 | 0 | 967 | 1171 | 82.58 | 24 |
| Kilmore | 16 | 5 | 11 | 0 | 739 | 1231 | 60.03 | 20 |
| Panton Hill | 16 | 4 | 11 | 1 | 863 | 1214 | 71.09 | 18 |
| Lalor | 16 | 1 | 15 | 0 | 569 | 1571 | 36.22 | 4 |

Division 3 Finals Results

HEIDELBERG GOLF CLUB DIVISION 3 SENIORS

First Semi Final
South Morang 13.11 (89) def Laurimar 12.12 (84)

Second Semi Final
St Mary's 8.14 (62) def Panton Hill 5.9 (39)

Preliminary Final
Panton Hill 10.7 (67) def South Morang 9.6 (60)

Grand Final
St Mary's 11.7 (73) def Panton Hill 8.12 (60)

St Mary's
Best: J. Bergman, D. Ronalds, J. Todd, L. Sullivan, M. Hocking, B. Mossuto
Goals: J. Yeomans 3, N. Dean 2, B. Mossuto, L. Potter, C. Petraro, N. Daisley, D. Dober, M. Guldon
Panton Hill
Best: A. Tsardakis, B. Ryan, D. Freeman, M. Anderson, M. Fowler, J. Rushton
Goals: A. Tsardakis 4, J. Rushton 2, R. Boyden, D. Haynes
Best on ground: Myles Guldon (St Mary's)

DIVISION 3 RESERVES

First Semi Final
Laurimar 3.14 (32) def by **Reservoir 8.10 (58)**

Second Semi Final
St Mary's 12.12 (84) def Heidelberg West 6.4 (40)

Preliminary Final
Heidelberg West 12.14 (86) def Reservoir 8.4 (52)

Grand Final
St Mary's 7.17 (59) def Heidelberg West 5.8 (38)

St Mary's
Best: B. Jones, R. Wait, T. Bickerton, J. Dupont, R. Cutting, S. Mitrovski
Goals: T. O'Meara 2, M. Lee, D. Schleibs, J. Girolami, J. Wolczko, A. De Girolamo
Heidelberg West
Best: Z. Matthews-Prosser, B. Muir, A. Smith, D. Hayes, J. Grimshaw, J. Butera
Goals: R. Butterworth 2, K. Ewart, J. Vellios, D. Hayes
Best on ground: James Boarotto (St Mary's)



Division 3 Awards


BEST AND FAIREST



Jarryd Coulson



Zac Johnston



Mitchell Thompson



Rhys Boyden



James Girolami

| SENIORS | | |
|-----------------------|------------------------|-----------|
| Player | Club | Votes |
| Jarryd Coulson | Heidelberg West | 17 |
| Daniel Caruso | South Morang | 16 |
| Dillan Ronalds | St Mary's | 13 |
| Mitchell Thompson | Laurimar | 11 |
| Mitchell Anderson | Panton Hill | 10 |
| Rhys Boyden | Panton Hill | 10 |
| Matthew Byron | Panton Hill | 10 |
| Josh Delaney | Mernda | 10 |
| Adam Dennis | Laurimar | 10 |
| Myles Guldon | St Mary's | 10 |
| Brad Moore | Heidelberg West | 10 |
| Jeremy Topham | Kilmore | 10 |

| RESERVES | | |
|---------------------|------------------|-----------|
| Player | Club | Votes |
| Zac Johnston | St Mary's | 13 |
| Michael Arcus | Mernda | 12 |
| James Girolami | St Mary's | 12 |
| Carson Dawson | Panton Hill | 11 |

LEADING GOAL KICKERS

| SENIORS | | |
|--------------------|--------------------|-----------|
| Player | Club | Goals |
| Rhys Boyden | Panton Hill | 58 |
| Myles Guldon | St Mary's | 45 |
| Matthew Byron | Panton Hill | 44 |
| Dallas King | Laurimar | 44 |
| Josh Williamson | Laurimar | 38 |

Home and away games only

| RESERVES | | |
|-----------------------|------------------|-----------|
| Player | Club | Goals |
| James Girolami | St Mary's | 72 |
| Rory Butterworth | Heidelberg West | 43 |
| Toby O'Meara | St Mary's | 32 |
| Brock Smith | South Morang | 26 |

COACHES MOST VALUABLE PLAYER

| Player | Club | Votes |
|--------------------------|-----------------|-----------|
| Mitchell Thompson | Laurimar | 61 |
| Daniel Caruso | South Morang | 59 |
| Dillan Ronalds | St Mary's | 59 |
| Jeremy Topham | Kilmore | 51 |
| Jarryd Coulson | Heidelberg West | 46 |

TEAM OF THE YEAR

| | |
|--------------|---|
| B | Brent Ryan (PH), Mitchell Anderson (PH), Kane Moore (HW) |
| HB | Lee Minuz (St M), Jaxson Kinnear (Kil), Josh Delaney (Mer) |
| C | Daniel Caruso (So M), Mitchell Thompson (Lau), Jake Dambrauskas (St M) |
| HF | James Hewson (So M), Myles Guldon (St M), Scott Swindells (Kil) |
| F | Josh Williamson (Lau), Rhys Boyden (PH), Matthew Byron (PH) |
| R | Jarryd Coulson (HW), Dillan Ronalds (St M), John Pritchard (PH) |
| Int | Bailey Brown (So M), Jacson Cecil (Lau), Brad Moore (HW), Jeremy Topham (Kil) |
| Coach | Fabian Carelli (St M) |

Women's Review

The second instalment of the senior women's football competition saw a third division added as female football continued to flourish in the NFNL.

Five of the league's existing clubs – Bundoora, Eltham, Greensborough, Mernda, and St Mary's – fielded a senior women's team for the very first time, while Keilor joined our ranks after claiming the Essendon District and Western Region Women's premiership in 2017.

There was also growth from our existing clubs, including the VU Western Spurs who fielded three teams in 2018. A testament to the success of the Spurs' football program was the fact that each of their three sides finished in third place on their respective ladder. Meanwhile, La Trobe University and Darebin each fielded two sides.

Keilor jumped straight into Division 1 and looked a premiership contender from the outset of the season. The Blues and reigning premier Bendigo jostled for top spot all year, with Keilor eventually finishing six points clear of the Thunder to claim the minor premiership.

VU Western Spurs, Darebin and Diamond Creek Women's rounded out the top-five, with Whitehorse the only side to miss the finals in what proved to be a six-team competition following Pascoe Vale's withdrawal on the eve of the season. Despite not winning a game, the Colts had to be commended for the tremendous spirit they showed each week.

The finals series once again produced several gripping matches and for the second-consecutive year the qualifying final produced a draw. Bendigo eventually scored a 14-point win over the VU Western Spurs in extra time, while Diamond Creek Women's scored an upset win over Darebin in the elimination final.

The second semi final was also a thriller – with Keilor overrunning Bendigo in a two-point result to book the first place in the grand final. The Thunder bounced back in the preliminary final with another win over the VU Western Spurs – who had progressed courtesy of a first semi final win over Diamond Creek Women's.

Despite being beaten in its previous two encounters against Keilor, Bendigo proved far too good in the grand final to secure back-to-back premiership triumphs. The Thunder won every quarter in the 39-point win at Preston City Oval, with Brisbane Lions-listed forward Isabella Ayre best afield.

Keilor midfielder Sarah Wright swept the individual awards – winning both the Division 1 best and fairest and Coaches Most Valuable Player. Wright finished 10 votes clear in the best and fairest count and polled a whopping 94 votes in the Coaches MVP award. Bendigo skipper Andrea Walsh again topped the goal

kicking table, booting 58 majors.

West Preston-Lakeside was the dominant side in Division 2 and won 13 of its 14 matches to take out the premiership. The Roosters had looked set to go through the regular season undefeated, before dropping their final home and away match to Montmorency.

It wasn't all smooth sailing in the finals, with the Roosters just scraping past VU Western Spurs in the second semi, before overcoming a third quarter deficit in the grand final to edge out Montmorency by nine points.

It was a might effort by the Magpies to reach the premiership decider after finishing in fourth place on the ladder. Finals wins over South Morang, La Trobe University and VU Western Spurs helped them reach the grand final.

West Preston-Lakeside utility Catherine O'Bryan took out the competition best and fairest award – capping a momentous first season at J.E. Moore Park. The former VFLW player was also best afield in the Roosters' grand final win and was captain of the NFNL's inaugural representative women's team.

La Trobe University skipper Kate Bond finished runner-up to O'Bryan for the best and fairest but went one better in the Coaches MVP voting, finishing 19 votes clear of Ellie Koiker from Laurimar. Bond's teammate Samantha Greene won the goal kicking award.

Bundoora enjoyed a perfect debut campaign, going through the Division 3 season undefeated to be crowned champion under the tutelage of Bulls legend Gary Moorcroft.

After finishing the regular season with a whopping percentage of 696, the Bulls maintained their dominance throughout the finals – keeping St Mary's scoreless in the second semi, before downing Eltham by 32 points in the grand final.

The Bulls' excellence was reflected in the Team of the Year – where seven players were selected, including competition best and fairest Rainbow Ebert, leading goal kicker Amy Callaway and Coaches MVP runner-up Sianne Clancy.

Throughout the course of the season St Mary's loomed as Bundoora's biggest threat for the premiership, with the Burra losing their two home and away fixtures to the eventual premier by just 12 and five points.

Burra midfielder Stephanie Trkulja took out the Coaches MVP award after polling votes in 10 of 12 matches. Teammate Jessica Hardy also had a sensational season and finished second in the competition best and fairest, despite missing three matches.

Eltham won only four of its first 11 matches, before producing a stunning final month to reach the grand final. After finishing fourth on the ladder, the Panthers began their finals campaign with a comfortable win over Greensborough, before upsetting VU Western Spurs and St Mary's over the ensuing two weeks to book their grand final place.

The Panthers kicked the opening goal of the grand final but were eventually overpowered by the all-conquering Bundoora. Despite the result, Eltham midfielder Krystal Cullinan took out the best on ground medallion for a starring effort in defeat.



Women's Ladders

ANZ WOMEN'S DIVISION 1

| TEAM | P | W | L | D | % | PTS |
|-----------------------|----|----|----|---|--------|-----|
| Keilor | 14 | 12 | 1 | 1 | 435.08 | 50 |
| Bendigo | 14 | 11 | 3 | 0 | 463.64 | 44 |
| VU Western Spurs | 14 | 7 | 6 | 1 | 201.41 | 30 |
| Darebin | 14 | 6 | 6 | 2 | 73.46 | 28 |
| Diamond Creek Women's | 14 | 4 | 10 | 0 | 30.04 | 16 |
| Whitehorse | 14 | 0 | 14 | 0 | 11.13 | 0 |



ANZ WOMEN'S DIVISION 2

| TEAM | P | W | L | D | % | PTS |
|-----------------------|----|----|----|---|--------|-----|
| West Preston-Lakeside | 12 | 11 | 1 | 0 | 402.86 | 44 |
| La Trobe University | 12 | 9 | 3 | 0 | 180.50 | 36 |
| VU Western Spurs | 12 | 8 | 4 | 0 | 248.80 | 32 |
| Montmorency | 12 | 7 | 5 | 0 | 155.93 | 28 |
| South Morang | 12 | 4 | 8 | 0 | 46.91 | 16 |
| Laurimar | 12 | 2 | 10 | 0 | 32.92 | 8 |
| Darebin | 12 | 1 | 11 | 0 | 21.76 | 4 |



ANZ WOMEN'S DIVISION 3

| TEAM | P | W | L | D | % | PTS |
|---------------------|----|----|----|---|--------|-----|
| Bundoora | 12 | 12 | 0 | 0 | 696.00 | 48 |
| St Mary's | 12 | 10 | 2 | 0 | 354.07 | 40 |
| VU Western Spurs | 12 | 6 | 6 | 0 | 95.15 | 24 |
| Eltham | 12 | 5 | 7 | 0 | 88.47 | 20 |
| Greensborough | 12 | 4 | 8 | 0 | 71.98 | 16 |
| La Trobe University | 12 | 3 | 9 | 0 | 29.96 | 12 |
| Mernda | 12 | 2 | 10 | 0 | 19.96 | 8 |



Women's Finals Results

ANZ WOMEN'S DIVISION 1

Qualifying Final

Bendigo 6.9 (45)* def VU Western Spurs 4.7 (31)

Elimination Final

Darebin 2.7 (19) def by Diamond Creek Women's 6.5 (41)

First Semi Final

VU Western Spurs 8.4 (52) def Diamond Creek Women's 2.2 (14)

Second Semi Final

Keilor 3.2 (20) def Bendigo 2.6 (18)

Preliminary Final

Bendigo 4.7 (31) def VU Western Spurs 1.9 (15)

Grand Final

Keilor 1.4 (10) def by Bendigo 7.7 (49)

Keilor

Best: R. Knight, J. Blecher, G. Wright, J. McBain, N. Zammit, S. Navarro

Goals: T. Cann

Bendigo

Best: O. McEvoy, A. Hay, C. Geary, G. Edlin, I. Ayre, L. Bibby

Goals: A. Walsh 2, B. Humphrey, Y. Colley, K. Jacques, T. Cochrane, B. Jones

Best on ground: Isabella Ayre (Bendigo)

ANZ WOMEN'S DIVISION 2

Qualifying Final

La Trobe University 5.1 (31) def by VU Western Spurs 5.6 (36)

Elimination Final

Montmorency 9.6 (60) def South Morang 6.6 (42)

First Semi Final

La Trobe University 1.3 (9) def by Montmorency 8.8 (56)

Second Semi Final

West Preston-Lakeside 4.3 (27) def VU Western Spurs 3.5 (23)

Preliminary Final

VU Western Spurs 2.3 (15) def by Montmorency 3.6 (24)

Grand Final

WP-Lakeside 6.2 (38) def Montmorency 4.5 (29)

West Preston-Lakeside

Best: S. Galati, C. O'Bryan, Q. Sibbald, T. Cassar, C. Kalanj, J. Bamblett

Goals: C. O'Bryan 2, D. Fayad, Q. Sibbald, P. Hirt, K. Hudson

Montmorency

Best: M. Reinke, O. Antonello, N. Blythe, L. Dow

Goals: N. Tull-Boyle 2, S. Capito 2

Best on ground: Catherine O'Bryan (WP-Lakeside)

ANZ WOMEN'S DIVISION 3

Qualifying Final

St Mary's 4.11 (35) def VU Western Spurs 2.3 (15)

Elimination Final

Eltham 4. 18 (42) def Greensborough 2.4 (16)

First Semi Final

VU Western Spurs 1.0 (6) def by Eltham 4.6 (30)

Second Semi Final

Bundoora 6.11 (47) def St Mary's 0.0 (0)

Preliminary Final

St Mary's 0.2 (2) def by Eltham 0.4 (4)

Grand Final

Bundoora 6.8 (44) def Eltham 2.0 (12)

Bundoora

Best: C. Dyson, J. Cremore, J. Jonkers Albrecht, S. Clancy, A. Del Romano, A. Parisi

Goals: R. Blennerhassett 2, B. Del Romano, B. Musgrave, A. Callaway, B. Taylor-Gray

Eltham

Best: K. Cullinan, J. Hardiman, R. Burleigh, L. Darcy, J. Burleigh, C. Donoghue

Goals: K. Cullinan, J. Mason

Best on ground: Krystal Cullinan (Eltham)

Women's Awards

BEST AND FAIREST

| WOMEN'S DIVISION 1 | | |
|---------------------|---------------|-----------|
| Player | Club | Votes |
| Sarah Wright | Keilor | 24 |
| Shannon Egan | Darebin | 14 |
| Sabrina Navarro | Keilor | 14 |
| Gemma Wright | Keilor | 14 |
| Isabella Ayre | Bendigo | 13 |

| WOMEN'S DIVISION 2 | | |
|--------------------------|--------------------|-----------|
| Player | Club | Votes |
| Catherine O'Bryan | WP-Lakeside | 22 |
| Kate Bond | La Trobe Uni | 20 |
| Teresa D'Angelo | La Trobe Uni | 14 |
| Nicole Blythe | Montmorency | 12 |
| Ellie Koiker | Laurimar | 12 |

| WOMEN'S DIVISION 3 | | |
|----------------------|-----------------|-----------|
| Player | Club | Votes |
| Rainbow Ebert | Bundoora | 24 |
| Jessica Hardy | St Mary's | 20 |
| Kirsten Pocock | VU Spurs | 15 |
| Krystal Cullinan | Eltham | 12 |
| Serena Francke | St Mary's | 12 |
| Stephanie Trkulja | St Mary's | 12 |

COACHES MOST VALUABLE PLAYER

| WOMEN'S DIVISION 1 | | |
|---------------------|----------------|-----------|
| Player | Club | Votes |
| Sarah Wright | Keilor | 94 |
| Gemma Wright | Keilor | 66 |
| Isabella Ayre | Bendigo | 42 |
| Shannon Egan | Darebin | 42 |
| Linda Thorp | D. Crk Women's | 36 |

| WOMEN'S DIVISION 2 | | |
|--------------------|---------------------|-----------|
| Player | Club | Votes |
| Kate Bond | La Trobe Uni | 69 |
| Ellie Koiker | Laurimar | 50 |
| Teresa Cassar | WP-Lakeside | 49 |
| Tenille Webb | Laurimar | 48 |
| Catherine O'Bryan | WP-Lakeside | 42 |

| WOMEN'S DIVISION 3 | | |
|--------------------------|------------------|-----------|
| Player | Club | Votes |
| Stephanie Trkulja | St Mary's | 61 |
| Sianne Clancy | Bundoora | 50 |
| Kirsten Pocock | VU Spurs | 47 |
| Jessica Hardy | St Mary's | 46 |
| Awek Dut | Mernda | 41 |

LEADING GOAL KICKERS

| WOMEN'S DIVISION 1 | | |
|---------------------|----------------|-----------|
| Player | Club | Votes |
| Andrea Walsh | Bendigo | 58 |
| Brooke Todero | Keilor | 24 |
| Isabella Ayre | Bendigo | 21 |
| Mary Sandral | VU Spurs | 21 |
| Sarah Wright | Keilor | 21 |

| WOMEN'S DIVISION 2 | | |
|------------------------|---------------------|-----------|
| Player | Club | Votes |
| Samantha Greene | La Trobe Uni | 39 |
| Stacy Rigon | VU Spurs | 29 |
| Sian Capito | Montmorency | 20 |
| Nicole Blythe | Montmorency | 17 |
| Dialla Fayad | WP-Lakeside | 15 |

| WOMEN'S DIVISION 3 | | |
|---------------------|-----------------|-----------|
| Player | Club | Votes |
| Amy Callaway | Bundoora | 29 |
| Chloe Moorcroft | Bundoora | 21 |
| Rhiannon Burleigh | Eltham | 14 |
| Serena Francke | St Mary's | 13 |
| Brieanna Musgrave | Bundoora | 12 |

TEAM OF THE YEAR

| WOMEN'S DIVISION 1 | |
|--------------------|--|
| B | Amelia Dawborn (Whi), Brittany Wunhym (VU), Grace Edlin (Ben) |
| HB | Elisabeth Georgostathis (VU), Mary Sandral (VU), Olivia McEvoy (Ben) |
| C | Louise Bibby (Ben), Jill McBain (Kei), Olivia Storer (VU) |
| HF | Karly Cobern (DCW), Gemma Wright (Kei), Linda Thorp (DCW) |
| F | Brooke Todero (Kei), Andrea Walsh (Ben), Nikita Magriplis (Dar) |
| R | Shannon Egan (Dar), Sarah Wright (Kei), Isabella Ayre (Ben) |
| Int | Billie-Lee Humphrey (Ben), Kodi Jacques (Ben), Rachael Knight (Kei), Sabrina Navarro (Kei) |
| Coach | Luis Alvarez-Harris (Ben) |

| WOMEN'S DIVISION 2 | |
|--------------------|--|
| B | Sarah Tarrant (SM), Ashleigh Ashman (VU), Karly O'Malley (Dar) |
| HB | Ashleigh Bayes (Mon), Catherine O'Bryan (WPL), Emily Turnbull (LTU) |
| C | Ellie Koiker (Lau), Cassie Hurst (SM), Qwai Sibbald (WPL) |
| HF | Teresa D'Angelo (LTU), Samantha Greene (LTU), Nicole Blythe (Mon) |
| F | Sian Capito (Mon), Stacy Rigon (VU), Dialla Fayad (WPL) |
| R | Klarindah Hudson (WPL), Kate Bond (LTU), Tenille Webb (Lau) |
| Int | Teresa Cassar (WPL), Stephanie Castagnini (LTU), Taryn Rae (Dar), Brittany Salt (VU) |
| Coach | Brett Pollard (WPL) |

| WOMEN'S DIVISION 3 | |
|--------------------|---|
| B | Natalie Todaro (Mer), Amy Mitchener (SM), Molly Moloney (VU) |
| HB | Kirsten Pocock (VU), Jacki White (Elt), Sianne Clancy (Bun) |
| C | Stephanie Trkulja (SM), Rhiannon Burleigh (Elt), Rainbow Ebert (Bun) |
| HF | Michelle Reid (SM), Serena Francke (SM), Giuseppina Tarantello (Gre) |
| F | Chloe Moorcroft (Bun), Amy Callaway (Bun), Brieanna Musgrave (Bun) |
| R | Awek Dut (Mer), Brittany Del Romano (Bun), Jessica Hardy (SM) |
| Int | Krystal Cullinan (Elt), Leah Darcy (Elt), Claire Henderson (LTU), Bridgette Taylor-Gray (Bun) |
| Coach | Gary Moorcroft (Bun) |

Senior Representative

2018 was another memorable season on the representative front.

The senior men's football team downed the Mornington Peninsula Nepean Football League to set up a date with the Eastern Football League in 2019 for the number one spot on the AFL Victoria Worksafe Community Championships rankings.

The NFNL used an eight-goal to two second half to run away 12.17 (89) to 7.7 (49) victors over the MPNFL at Preston City Oval – atoning for a five-goal defeat when the leagues met in 2016. Eltham midfielder Anton Woods claimed best afield honours.

Nick Riddle and Jhye Baddeley-Kelly were also named among the best for their efforts in defence. Danko Bzenic and Josh Grabowski were influential, while Patrick Fitzgerald was the pick of the forwards, kicking four goals.

History was made when the NFNL's inaugural representative team took on South East Women's – a combined representative team made from the AFL South East region.

Remarkably, extra time was required after scores were tied at 4.6 (30) at the end of regular time. The NFNL controlled the first half of extra time but could not add to the scoreboard. SEW scored what proved to be the match-winning behind early in the second half of extra time and held on for a 4.7 (31) to 4.6 (30) win.

Vice-captain Ellie Koiker was best on ground for the NFNL for her outstanding performance in midfield, which saw her rack up plenty of possessions and almost will her side to victory in the final term.

The under-19 match was just as gripping, with the NFNL beaten by a goal with the last kick of the match in a 10.5 (65) to 9.5 (59) loss to the MPNFL. It followed a three-point defeat to the Western Region Football League in 2017.

The NFNL led by six points with four minutes remaining, however two goals in the dying stages saw the visitors scrape over the line. Greensborough's Ben Laschko won the medal as the NFNL's best player.

Our representative netball teams continued their perfect record, with both open and under-19 teams extending their unbeaten streaks with wins over the Eastern Football League at Knox Regional Netball Centre.

The open team had to overcome a mighty challenge from the EFL to eventually score a 46-40 win. Down by four girls late in the third term, the NFNL rallied to level scores at the final change, before pulling away late in the match to record a courageous win.

Diamond Creek defender Georgia Bowkett was named best on court for the second year in a row, after also winning the medal in the 2017 win over the EFL at Parade College.

The under-19s produced a dominant performance in the earlier match and stormed to a 48-15 win. Chloe Lambert was named best on court for her outstanding effort in centre in a match where the NFNL stretched its lead in every quarter.

2018 AFL VICTORIA COMMUNITY CHAMPIONSHIPS – SENIOR MEN'S

| | | | | |
|-------|-----|------|------|------------|
| NFNL | 0.7 | 4.10 | 6.14 | 12.17 (89) |
| MPNFL | 3.3 | 4.4 | 5.7 | 7.7 (49) |

Best: A. Woods, N. Riddle, J. Baddeley-Kelly, L. Hobbs, D. Bzenic, J. Grabowski
Goals: P. Fitzgerald 4, R. Brandt 2, J. Johnston, D. Bzenic, P. Dirago, J. Murphy, R. Stone, J. Perry

Squad: Jesse Donaldson – captain (Montmorency), Jhye Baddeley-Kelly (North Heidelberg), Brandon Bailey (North Heidelberg), Thomas Blake (Lower Plenty), Reid Brandt (Macleod), Liam Byrne (Bundoora), Danko Bzenic (Montmorency), Paul Dirago (Northcote Park), Lachlan East (Hurstbridge), Patrick Fitzgerald (Montmorency), Josh Grabowski (Bundoora), Lucas Hobbs (Macleod), Jack Johnston (Greensborough), Brad Leggett (Macleod), Ned McKeown (Macleod), Liam McVeigh (West Preston-Lakeside), Jaron Murphy (Whittlesea), Jordan Perry (Northcote Park), Nick Riddle (Greensborough), Tom Simpson (Hurstbridge), Ryan Stone (Heidelberg), Bradyn Taglieri (Eltham), Justin White (Macleod), Anton Woods (Eltham); Garry Ramsay – coach

2018 AFL VICTORIA COMMUNITY CHAMPIONSHIPS – SENIOR WOMEN'S

| | | | | |
|------|-----|-----|-----|-----------|
| NFNL | 1.2 | 1.6 | 3.6 | 4.6 (30) |
| SEW | 1.3 | 2.4 | 3.6 | 4.7 (31)* |

Best: E. Koiker, S. Wright, G. Wright, C. O'Bryan, S. Nyawela, T. Olcorn
Goals: C. Hurst 2, A. Bayes, K. Bond

Squad: Catherine O'Bryan – captain (West Preston-Lakeside), Ashleigh Bayes (Montmorency), Kate Bond (La Trobe University), Jacinta Campbell (South Morang), Tara Chetcuti (South Morang), Karly Cobern (Diamond Creek Women's), Teresa D'Angelo (La Trobe University), Awek Dut (Mernda), Amelia Finnegan (Whitehorse Colts), Tarli Gillam (VU Western Spurs), Jessica Hardy (St Mary's), Cassie Hurst (South Morang), Donna Keogh (Laurimar), Ellie Koiker (Laurimar), Alex Mills (VU Western Spurs), Sabrin Nyawela (VU Western Spurs), Tamara Olcorn (Darebin), Claire Papaleo (Diamond Creek Women's), Bridgette Taylor-Gray (Bundoora), Linda Thorpe (Diamond Creek Women's), Stephanie Trkulja (St Mary's), Danielle Violato (Darebin), Gemma Wright (Keilor), Sarah Wright (Keilor); Chyloe Kurdas – coach

2018 AFL VICTORIA COMMUNITY CHAMPIONSHIPS – UNDER-19

| | | | | |
|-------|-----|-----|-----|-----------|
| NFNL | 1.3 | 4.3 | 7.3 | 9.5 (59) |
| MPNFL | 3.2 | 4.3 | 6.3 | 10.5 (65) |

Best: B. Laschko, M. Crapper, O. Wilson, K. Manuel, M. Cecchin, M. Perazzola
Goals: M. Cecchin 2, M. Perazzola 2, B. Murphy, T. Smith, A. De Sando, B. Laschko, B. Peterson

Squad: Tynan Smith – captain (Greensborough), Mitchell Andrews (Whittlesea), Angus Butterfield (Hurstbridge), Matthew Cecchin (Heidelberg), Joseph Ciranna (Macleod), Mitchell Crapper (West Preston-Lakeside), Adrian De Sando (Northcote Park), Connor Gedge (St Mary's), Mitchell Hocking (St Mary's), Nathan Honey (Heidelberg), Khayne Horman (Lower Plenty), Zac Hudson (St Mary's), Riley Hunt (Eltham), Nathan Jasper (Greensborough), Nicholas Klooster (Thomastown), Ben Laschko (Greensborough), Joshua Lohse Tonna (Thomastown), Riley Loton (Banyule), Kurt Manuel (Macleod), Blake Murphy (Montmorency), Ben Muscat (South Morang), Omar Mustafa (West Preston-Lakeside), Matthew Perazzola (Northcote Park), Ben Peterson (South Morang), Cameron Sullivan (Eltham), Oliver Wilson (Lower Plenty); Rod Cann – coach

OPEN NETBALL

NFNL (46) def EFL (40)

Squad: Bec Colwell – captain (North Heidelberg), Georgia Bowkett (Diamond Creek), Jessica Dao (North Heidelberg), Olivia Ellis (Greensborough), Kendall Fitzpatrick (Bundoora), Stacey Gannon (Diamond Creek), Rebecca McDonagh (Greensborough), Chloe Meulenmeesters (North Heidelberg), Bronwyn Taylor (Diamond Creek); Julie Hibberd – coach, Jacinta Tonkin – assistant coach

UNDER-19 NETBALL

NFNL (48) def EFL (15)

Squad: Clare Hardi – captain (Heidelberg), Chrissy Finnerty (Craigieburn), Chloe Gray (Diamond Creek), Lauren Henderson (Ivanhoe), Lauren Jones (Heidelberg), Chloe Lambert (Diamond Creek), Bridget McLaren (Heidelberg), Leanna Sartori (Ivanhoe), Charlie Seivers (Greensborough); Sharon Ashworth – coach, Jacinta Tonkin – assistant coach



Junior Ladders

UNDER-11 BLUE

| TEAM | P | W | L | D | % | PTS |
|-------------------|----|----|----|---|--------|-----|
| Montmorency Black | 14 | 13 | 1 | 0 | 269.78 | 52 |
| Whittlesea | 14 | 12 | 2 | 0 | 163.44 | 48 |
| Eltham Red | 14 | 9 | 5 | 0 | 142.80 | 36 |
| Eltham Panthers | 14 | 8 | 6 | 0 | 96.73 | 32 |
| Yarrambat | 14 | 8 | 6 | 0 | 81.99 | 32 |
| South Morang | 14 | 4 | 9 | 1 | 89.37 | 18 |
| Laurimar | 14 | 4 | 9 | 1 | 44.66 | 18 |
| WP-Lakeside | 14 | 2 | 12 | 0 | 49.71 | 8 |

UNDER-11 RED

| TEAM | P | W | L | D | % | PTS |
|-------------------|----|----|----|---|--------|-----|
| Wallan White | 14 | 11 | 3 | 0 | 254.29 | 44 |
| Mernda Blue | 14 | 9 | 5 | 0 | 127.24 | 36 |
| Mill Park | 14 | 8 | 6 | 0 | 200.47 | 32 |
| Northcote | 14 | 7 | 7 | 0 | 117.42 | 28 |
| Research | 14 | 6 | 8 | 0 | 70.44 | 24 |
| Eltham Black | 14 | 5 | 9 | 0 | 70.99 | 20 |
| Reservoir | 14 | 4 | 10 | 0 | 55.50 | 16 |
| Montmorency White | 14 | 4 | 10 | 0 | 43.24 | 16 |

UNDER-11 GREEN

| TEAM | P | W | L | D | % | PTS |
|---------------|----|----|----|---|--------|-----|
| Mernda Red | 14 | 12 | 2 | 0 | 265.29 | 48 |
| Kilmore | 14 | 10 | 4 | 0 | 216.92 | 40 |
| Epping | 14 | 8 | 6 | 0 | 164.98 | 32 |
| Bundoora Park | 14 | 7 | 7 | 0 | 166.54 | 28 |
| Diamond Creek | 14 | 6 | 8 | 0 | 132.42 | 24 |
| West Ivanhoe | 14 | 6 | 8 | 0 | 64.44 | 24 |
| Wallan Black | 14 | 4 | 10 | 0 | 47.51 | 16 |
| Fitzroy Stars | 14 | 0 | 14 | 0 | 15.65 | 0 |

UNDER-12 BLUE

| TEAM | P | W | L | D | % | PTS |
|-------------------|----|----|----|---|--------|-----|
| Montmorency Black | 14 | 13 | 0 | 1 | 353.94 | 54 |
| Laurimar Blue | 14 | 9 | 5 | 0 | 163.92 | 36 |
| Epping | 14 | 9 | 5 | 0 | 105.88 | 36 |
| Eltham Black | 14 | 8 | 6 | 0 | 89.22 | 32 |
| WP-Lakeside | 14 | 4 | 10 | 0 | 39.50 | 16 |
| Yarrambat | 14 | 3 | 10 | 1 | 42.14 | 14 |

UNDER-12 RED

| TEAM | P | W | L | D | % | PTS |
|----------------|----|----|----|---|--------|-----|
| Diamond Creek | 14 | 11 | 3 | 0 | 208.53 | 44 |
| Eltham Red | 14 | 9 | 5 | 0 | 112.27 | 36 |
| Northcote Blue | 14 | 8 | 5 | 1 | 187.07 | 34 |
| Bundoora Park | 14 | 8 | 5 | 1 | 72.83 | 34 |
| Whittlesea | 14 | 4 | 10 | 0 | 58.11 | 16 |
| South Morang | 14 | 2 | 12 | 0 | 49.69 | 8 |

UNDER-12 GREEN

| TEAM | P | W | L | D | % | PTS |
|----------------|----|----|----|---|--------|-----|
| Northcote Gold | 14 | 11 | 3 | 0 | 297.78 | 44 |
| Mill Park | 14 | 11 | 3 | 0 | 287.06 | 44 |
| Mernda | 14 | 9 | 5 | 0 | 87.23 | 36 |
| Kilmore | 14 | 7 | 7 | 0 | 111.11 | 28 |
| Research | 14 | 3 | 11 | 0 | 46.63 | 12 |
| Kinglake | 14 | 3 | 11 | 0 | 24.46 | 12 |

UNDER-12 SILVER

| TEAM | P | W | L | D | % | PTS |
|-------------------|----|----|----|---|--------|-----|
| Hurstbridge | 14 | 11 | 3 | 0 | 339.76 | 44 |
| Wallan | 14 | 8 | 6 | 0 | 280.14 | 32 |
| West Ivanhoe | 14 | 8 | 6 | 0 | 190.76 | 32 |
| Greensborough | 14 | 8 | 6 | 0 | 153.27 | 32 |
| Laurimar Silver | 14 | 5 | 9 | 0 | 78.55 | 20 |
| Montmorency White | 14 | 5 | 9 | 0 | 62.08 | 20 |
| Thomastown | 14 | 2 | 12 | 0 | 23.82 | 8 |
| Keon Park | 14 | 1 | 13 | 0 | 23.67 | 4 |

UNDER-12 GIRLS BLUE

| TEAM | P | W | L | D | % | PTS |
|------------------|----|----|----|---|--------|-----|
| D. Creek Women's | 14 | 13 | 1 | 0 | 853.70 | 52 |
| Research | 14 | 13 | 1 | 0 | 304.44 | 52 |
| Whittlesea | 14 | 7 | 7 | 0 | 100.00 | 28 |
| Eltham | 14 | 6 | 8 | 0 | 69.38 | 24 |
| Yarrambat | 14 | 4 | 10 | 0 | 35.14 | 16 |
| Northcote | 14 | 3 | 11 | 0 | 18.66 | 12 |

UNDER-12 GIRLS RED

| TEAM | P | W | L | D | % | PTS |
|--------------|----|----|----|---|--------|-----|
| Laurimar | 14 | 11 | 3 | 0 | 266.09 | 44 |
| Montmorency | 14 | 9 | 5 | 0 | 504.62 | 36 |
| South Morang | 14 | 7 | 7 | 0 | 156.89 | 28 |
| Wallan | 14 | 6 | 8 | 0 | 125.39 | 24 |
| Darebin | 14 | 4 | 10 | 0 | 29.94 | 16 |
| Hurstbridge | 14 | 1 | 13 | 0 | 16.19 | 4 |

UNDER-13 BLUE

| TEAM | P | W | L | D | B | % | % WON |
|-------------------|----|----|----|---|---|--------|-------|
| South Morang Blue | 13 | 12 | 1 | 0 | 1 | 346.10 | 92.31 |
| Yarrambat | 13 | 9 | 4 | 0 | 1 | 187.98 | 69.23 |
| Laurimar Blue | 12 | 8 | 4 | 0 | 2 | 115.84 | 66.67 |
| Whittlesea | 13 | 8 | 5 | 0 | 1 | 104.20 | 61.54 |
| Mill Park | 12 | 5 | 7 | 0 | 2 | 70.87 | 41.67 |
| Greensborough | 12 | 4 | 8 | 0 | 2 | 57.79 | 33.33 |
| Eltham Red | 12 | 2 | 10 | 0 | 2 | 25.66 | 16.67 |

UNDER-13 RED

| TEAM | P | W | L | D | B | % | % WON |
|---------------|----|----|----|---|---|--------|-------|
| Epping | 14 | 11 | 3 | 0 | 0 | 159.05 | 78.57 |
| Research | 13 | 9 | 3 | 1 | 1 | 271.78 | 73.08 |
| Eltham Black | 13 | 9 | 4 | 0 | 1 | 269.27 | 69.23 |
| Diamond Creek | 14 | 8 | 5 | 1 | 0 | 135.13 | 60.71 |
| Kilmore | 14 | 6 | 8 | 0 | 0 | 126.23 | 42.86 |
| Northcote | 14 | 5 | 9 | 0 | 0 | 76.72 | 35.71 |
| Hurstbridge | 14 | 4 | 10 | 0 | 0 | 30.97 | 28.57 |
| WP-Lakeside | 14 | 2 | 12 | 0 | 0 | 37.26 | 14.29 |

UNDER-13 GREEN

| TEAM | P | W | L | D | B | % | % WON |
|-------------------|----|----|----|---|---|--------|-------|
| Mernda | 14 | 10 | 3 | 1 | 0 | 326.42 | 75.00 |
| Montmorency | 14 | 10 | 4 | 0 | 0 | 298.51 | 71.43 |
| Laurimar Green | 14 | 10 | 4 | 0 | 0 | 227.73 | 71.43 |
| Wallan | 14 | 8 | 5 | 1 | 0 | 161.68 | 60.71 |
| Fitzroy Stars | 13 | 4 | 8 | 1 | 1 | 65.05 | 34.62 |
| Panton Hill | 14 | 3 | 10 | 1 | 0 | 27.01 | 25.00 |
| South Morang Gold | 14 | 2 | 12 | 0 | 0 | 37.45 | 14.29 |
| Lalor | 14 | 2 | 12 | 0 | 0 | 30.15 | 14.29 |

| UNDER-14 BLUE | | | | | | |
|-------------------|----|----|----|---|--------|-----|
| TEAM | P | W | L | D | % | PTS |
| South Morang Blue | 14 | 13 | 1 | 0 | 304.15 | 52 |
| Eltham | 14 | 9 | 5 | 0 | 103.11 | 36 |
| Montmorency | 14 | 8 | 6 | 0 | 105.24 | 32 |
| Yarrambat | 14 | 8 | 6 | 0 | 79.41 | 32 |
| Wallan | 14 | 5 | 9 | 0 | 50.98 | 20 |
| Mernda | 14 | 4 | 10 | 0 | 69.78 | 16 |

| UNDER-14 RED | | | | | | |
|-----------------------|----|----|----|---|--------|-----|
| TEAM | P | W | L | D | % | PTS |
| Research | 14 | 11 | 3 | 0 | 247.16 | 44 |
| Whittlesea Gold | 14 | 10 | 4 | 0 | 159.81 | 40 |
| Laurimar | 14 | 7 | 7 | 0 | 172.05 | 28 |
| West Preston-Lakeside | 14 | 7 | 7 | 0 | 169.72 | 28 |
| Mill Park | 14 | 7 | 7 | 0 | 77.98 | 28 |
| Diamond Creek | 14 | 6 | 8 | 0 | 87.47 | 24 |
| Kinglake | 14 | 4 | 10 | 0 | 26.21 | 16 |
| Northcote | 14 | 3 | 11 | 0 | 30.73 | 12 |

| UNDER-14 GREEN | | | | | | |
|-------------------|----|----|----|---|--------|-----|
| TEAM | P | W | L | D | % | PTS |
| Greensborough | 14 | 10 | 4 | 0 | 267.98 | 40 |
| South Morang Gold | 14 | 10 | 4 | 0 | 185.61 | 40 |
| Reservoir | 14 | 9 | 5 | 0 | 178.03 | 36 |
| Kilmore | 14 | 9 | 5 | 0 | 171.06 | 36 |
| Keon Park | 14 | 5 | 9 | 0 | 79.95 | 20 |
| Thomastown | 14 | 5 | 9 | 0 | 58.48 | 20 |
| Whittlesea Blue | 14 | 4 | 10 | 0 | 48.57 | 16 |
| Bundoora Park | 14 | 0 | 14 | 0 | 25.04 | 0 |

| UNDER-14 GIRLS BLUE | | | | | | |
|-----------------------|----|----|----|---|---------|-----|
| TEAM | P | W | L | D | % | PTS |
| D. Creek Women's Blue | 14 | 14 | 0 | 0 | 1103.92 | 56 |
| Montmorency Black | 14 | 9 | 5 | 0 | 220.44 | 36 |
| Yjfc/Hjfc | 14 | 9 | 5 | 0 | 82.42 | 36 |
| Eltham Black | 14 | 8 | 6 | 0 | 129.83 | 32 |
| Kilmore | 14 | 8 | 6 | 0 | 95.53 | 32 |
| Whittlesea | 14 | 6 | 8 | 0 | 58.60 | 24 |
| Laurimar | 14 | 5 | 9 | 0 | 30.65 | 20 |
| Northcote | 14 | 3 | 11 | 0 | 32.55 | 12 |

| UNDER-14 GIRLS RED | | | | | | |
|----------------------|----|----|----|---|--------|-----|
| TEAM | P | W | L | D | % | PTS |
| Wallan | 14 | 11 | 3 | 0 | 273.79 | 44 |
| D. Creek Women's Red | 14 | 10 | 4 | 0 | 396.23 | 40 |
| Green Searchers | 14 | 9 | 5 | 0 | 293.18 | 36 |
| Bundoora Park | 14 | 6 | 7 | 1 | 51.09 | 26 |
| Darebin | 14 | 5 | 9 | 0 | 75.81 | 20 |
| Montmorency White | 14 | 3 | 10 | 1 | 42.20 | 14 |
| South Morang | 14 | 3 | 11 | 0 | 46.86 | 12 |
| Eltham Red | 14 | 2 | 12 | 0 | 24.12 | 8 |

| UNDER-15 BLUE | | | | | | |
|---------------|----|----|----|---|--------|-----|
| TEAM | P | W | L | D | % | PTS |
| South Morang | 14 | 13 | 1 | 0 | 215.80 | 52 |
| Laurimar | 14 | 9 | 5 | 0 | 150.11 | 36 |
| Yarrambat | 14 | 9 | 5 | 0 | 129.79 | 36 |
| Greensborough | 14 | 9 | 5 | 0 | 104.22 | 36 |
| Montmorency | 14 | 8 | 6 | 0 | 129.51 | 32 |
| WP-Lakeside | 14 | 6 | 8 | 0 | 83.85 | 24 |
| Mernda | 14 | 4 | 10 | 0 | 48.35 | 16 |
| Kilmore | 14 | 3 | 11 | 0 | 43.98 | 12 |

| UNDER-15 RED | | | | | | |
|---------------|----|---|----|---|--------|-----|
| TEAM | P | W | L | D | % | PTS |
| Diamond Creek | 14 | 9 | 4 | 1 | 148.28 | 38 |
| Research | 14 | 9 | 5 | 0 | 148.07 | 36 |
| Whittlesea | 14 | 7 | 6 | 1 | 132.55 | 30 |
| Mill Park | 14 | 7 | 7 | 0 | 114.95 | 28 |
| Eltham | 14 | 7 | 7 | 0 | 114.60 | 28 |
| Bundoora Park | 14 | 6 | 8 | 0 | 114.09 | 24 |
| Wallan | 14 | 4 | 10 | 0 | 56.63 | 16 |
| Hurstbridge | 14 | 1 | 13 | 0 | 48.23 | 4 |

| UNDER-16 BLUE | | | | | | |
|---------------|----|----|----|---|--------|-----|
| TEAM | P | W | L | D | % | PTS |
| Laurimar | 14 | 11 | 3 | 0 | 156.61 | 44 |
| Eltham | 14 | 9 | 4 | 1 | 125.42 | 38 |
| Diamond Creek | 14 | 9 | 5 | 0 | 132.35 | 36 |
| Research | 14 | 7 | 7 | 0 | 118.16 | 28 |
| Mill Park | 14 | 6 | 8 | 0 | 64.99 | 24 |
| WP-Lakeside | 14 | 2 | 11 | 1 | 58.21 | 10 |

| UNDER-16 RED | | | | | | | |
|---------------|----|----|----|---|---|--------|-------|
| TEAM | P | W | L | D | B | % | % WON |
| Mernda | 14 | 11 | 3 | 0 | 0 | 152.27 | 78.57 |
| Yarrambat | 14 | 10 | 3 | 1 | 0 | 140.27 | 75.00 |
| Kilmore | 12 | 7 | 5 | 0 | 2 | 136.22 | 58.33 |
| Montmorency | 13 | 6 | 6 | 1 | 1 | 108.39 | 50.00 |
| Greensborough | 13 | 3 | 10 | 0 | 1 | 82.03 | 23.08 |
| South Morang | 13 | 0 | 13 | 0 | 1 | 47.79 | 0.00 |

| UNDER-16 GIRLS BLUE | | | | | | | |
|-----------------------|----|----|---|---|---|--------|-------|
| TEAM | P | W | L | D | B | % | % WON |
| Montmorency | 12 | 10 | 2 | 0 | 2 | 254.10 | 83.33 |
| D. Creek Women's Blue | 13 | 9 | 4 | 0 | 1 | 121.95 | 69.23 |
| WP-Lakeside | 12 | 8 | 4 | 0 | 2 | 207.69 | 66.67 |
| South Morang | 13 | 7 | 5 | 1 | 1 | 79.61 | 57.69 |
| Research | 12 | 6 | 6 | 0 | 2 | 91.28 | 50.00 |
| Kilmore | 12 | 4 | 7 | 1 | 2 | 35.40 | 37.50 |
| Yarrambat | 13 | 4 | 9 | 0 | 1 | 51.31 | 30.77 |

| UNDER-16 GIRLS RED | | | | | | | |
|----------------------|----|----|----|---|---|--------|-------|
| TEAM | P | W | L | D | B | % | % WON |
| Boro Bolts | 14 | 12 | 1 | 1 | 0 | 471.43 | 89.29 |
| Northcote | 13 | 9 | 4 | 0 | 1 | 176.64 | 69.23 |
| Panton Hill | 14 | 8 | 5 | 1 | 0 | 297.86 | 60.71 |
| Eltham | 14 | 7 | 5 | 2 | 0 | 168.27 | 57.14 |
| Wallan | 14 | 5 | 9 | 0 | 0 | 112.69 | 35.71 |
| D. Creek Women's Red | 13 | 4 | 9 | 0 | 1 | 53.18 | 30.77 |
| Hurstbridge | 13 | 1 | 12 | 0 | 1 | 45.89 | 7.69 |
| Darebin | 14 | 1 | 13 | 0 | 0 | 11.61 | 7.14 |

| UNDER-17 | | | | | | |
|----------------|----|----|----|---|--------|-----|
| TEAM | P | W | L | D | % | PTS |
| Montmorency | 14 | 12 | 2 | 0 | 207.98 | 48 |
| South Morang | 14 | 12 | 2 | 0 | 203.89 | 48 |
| Greensborough | 14 | 12 | 2 | 0 | 170.75 | 48 |
| Mill Park | 14 | 10 | 4 | 0 | 247.20 | 40 |
| Diamond Creek | 14 | 10 | 4 | 0 | 113.79 | 40 |
| Rangers | 14 | 5 | 9 | 0 | 72.05 | 20 |
| Whittlesea | 14 | 4 | 10 | 0 | 42.33 | 16 |
| Mernda | 14 | 3 | 11 | 0 | 62.66 | 12 |
| WP-Lakeside | 14 | 2 | 12 | 0 | 68.69 | 8 |
| Kilmore/Wallan | 14 | 0 | 14 | 0 | 33.75 | 0 |

| UNDER-18 GIRLS | | | | | | | |
|------------------|----|----|----|---|---|--------|--------|
| TEAM | P | W | L | D | B | % | % WON |
| Montmorency | 12 | 12 | 0 | 0 | 2 | 955.36 | 100.00 |
| D. Creek Women's | 12 | 9 | 3 | 0 | 2 | 272.73 | 75.00 |
| Darebin | 12 | 9 | 3 | 0 | 2 | 162.86 | 75.00 |
| Eltham | 12 | 8 | 4 | 0 | 2 | 106.91 | 66.67 |
| Laurimar | 12 | 6 | 6 | 0 | 2 | 112.29 | 50.00 |
| Yarrambat | 12 | 6 | 6 | 0 | 2 | 110.50 | 50.00 |
| Research | 13 | 4 | 9 | 0 | 1 | 86.55 | 30.77 |
| Whittlesea | 13 | 1 | 12 | 0 | 1 | 23.52 | 7.69 |
| Wallan/Kilmore | 14 | 1 | 13 | 0 | 0 | 14.18 | 7.14 |

Junior Finals Results

UNDER-11 BLUE

First Semi Final

Eltham Red 5.9 (39) def Eltham Panthers 2.8 (20)

Second Semi Final

Montmorency Black 3.1 (19) def by Whittlesea 3.6 (24)

Preliminary Final

Montmorency Black 4.7 (31) def Eltham Red 1.2 (8)

Grand Final

Whittlesea 7.6 (48) def Montmorency Black 1.2 (8)

UNDER-11 RED

First Semi Final

Mill Park 6.1 (37) def Northcote 2.3 (15)

Second Semi Final

Wallan White 10.8 (68) def Mernda Blue 5.8 (38)

Preliminary Final

Mernda Blue 4.4 (28) def Mill Park 4.3 (27)

Grand Final

Wallan White 2.7 (19) def Mernda Blue 1.3 (9)

UNDER-11 GREEN

First Semi Final

Epping 5.1 (31) def by Bundoora Park 10.8 (68)

Second Semi Final

Mernda Red 1.13 (19) def Kilmore 1.8 (14)

Preliminary Final

Kilmore 7.5 (47) def Bundoora Park 3.3 (21)

Grand Final

Mernda Red 1.4 (10) def by Kilmore 6.9 (45)

UNDER-12 BLUE

First Semi Final

Epping 4.6 (30) def by Eltham Black 7.3 (45)

Second Semi Final

Montmorency Black 5.8 (38) def Laurimar Blue 5.3 (33)

Preliminary Final

Laurimar Blue 10.8 (68) def Eltham Black 4.2 (26)

Grand Final

Montmorency Black 5.9 (39) def Laurimar Blue 0.2 (2)

UNDER-12 RED

First Semi Final

Northcote Blue 5.6 (36) def Bundoora Park 4.4 (28)

Second Semi Final

Diamond Creek 3.9 (27) def by Eltham Red 5.7 (37)

Preliminary Final

Diamond Creek 8.4 (52) def Northcote Blue 2.5 (17)

Grand Final

Eltham Red 3.4 (22) def Diamond Creek 2.2 (14)

UNDER-12 GREEN

First Semi Final

Mernda 3.3 (21) def Kilmore 3.1 (19)

Second Semi Final

Northcote Gold 3.7 (25) def Mill Park 1.2 (8)

Preliminary Final

Mill Park 3.6 (24) def Mernda 1.5 (11)

Grand Final

Northcote Gold 6.5 (41) def Mill Park 2.2 (14)

UNDER-12 SILVER

First Semi Final

West Ivanhoe 3.3 (21) def Greensborough 0.4 (4)

Second Semi Final

Hurstbridge 8.8 (56) def Wallan 1.3 (9)

Preliminary Final

Wallan 0.2 (2) def by West Ivanhoe 6.9 (45)

Grand Final

Hurstbridge 6.16 (52) def West Ivanhoe 1.1 (7)

UNDER-12 GIRLS BLUE

First Semi Final

Whittlesea 3.4 (22) def Eltham 0.7 (7)

Second Semi Final

D. Creek Women's 5.8 (38) def Research 2.3 (15)

Preliminary Final

Research 2.1 (13) def Whittlesea 1.0 (6)

Grand Final

D. Creek Women's 4.4 (28) def Research 1.0 (6)

UNDER-12 GIRLS RED

First Semi Final

South Morang 5.6 (36) def Wallan 4.3 (27)

Second Semi Final

Laurimar 3.7 (25) def Montmorency 1.1 (7)

Preliminary Final

Montmorency 5.2 (32) def South Morang 2.1 (13)

Grand Final

Laurimar 0.2 (2) def by Montmorency 1.3 (9)

UNDER-13 BLUE

First Semi Final

Laurimar 3.5 (23) def by Whittlesea 3.6 (24)

Second Semi Final

South Morang Blue 4.8 (32) def Yarrambat 2.7 (19)

Preliminary Final

Yarrambat 6.5 (41) def Whittlesea 5.3 (33)

Grand Final

South Morang Blue 5.4 (34) def Yarrambat 4.3 (27)

UNDER-13 RED

First Semi Final

Eltham Black 13.8 (86) def Diamond Creek 3.5 (23)

Second Semi Final

Epping 6.4 (40) def Research 3.7 (25)

Preliminary Final

Research 1.4 (10) def by Eltham Black 11.7 (73)

Grand Final

Epping 0.1 (1) def by Eltham Black 2.7 (19)

UNDER-13 GREEN

First Semi Final

Laurimar Green 5.3 (33) def by Wallan 5.5 (35)

Second Semi Final

Mernda 3.4 (22) def by Montmorency 8.8 (56)

Preliminary Final

Mernda 7.12 (54) def Wallan 3.2 (20)

Grand Final

Montmorency 3.12 (30) def Mernda 4.5 (29)

UNDER-14 BLUE

First Semi Final

Montmorency 3.9 (27) def by Yarrambat 4.6 (30)

Second Semi Final

South Morang Blue 10.12 (72) def Eltham 1.1 (7)

Preliminary Final

Eltham 12.7 (79) def Yarrambat 9.1 (55)

Grand Final

South Morang Blue 8.4 (52) def Eltham 2.2 (14)

UNDER-14 RED

First Semi Final

Laurimar 4.7 (31) def WP-Lakeside 3.6 (24)

Second Semi Final

Research 5.11 (41) def Whittlesea Gold 1.3 (9)

Preliminary Final

Whittlesea Gold 6.7 (43) def Laurimar 2.5 (17)

Grand Final

Research 7.6 (48) def Whittlesea Gold 5.1 (31)



UNDER-14 GREEN

First Semi Final

Reservoir 9.6 (60) def Kilmore 4.6 (30)

Second Semi Final

Greensborough 5.5 (35) def South Morang Gold 4.3 (27)

Preliminary Final

South Morang Gold 4.8 (32) def by Reservoir 5.6 (36)

Grand Final

Greensborough 5.3 (33) def Reservoir 2.4 (16)

UNDER-14 GIRLS BLUE

First Semi Final

YJFC/HJFC 8.9 (57) def Eltham Black 5.9 (39)

Second Semi Final

D. Women's Blue 8.6 (54) def Montmorency Blk 4.4 (28)

Preliminary Final

Montmorency Black 1.5 (11) def YJFC/HJFC 1.3 (9)

Grand Final

D. Women's Blue 1.5 (11) def Montmorency Blk 1.0 (6)

UNDER-14 GIRLS RED

First Semi Final

Green Searchers 5.4 (34) def Bundoora Park 3.4 (22)

Second Semi Final

Wallan 4.6 (30) def D. Creek Women's Red 2.2 (14)

Preliminary Final

D. Creek Women's Red 3.0 (18) def by Green Searchers 2.12 (24)

Grand Final

Wallan 3.5 (23) def by Green Searchers 4.6 (30)

UNDER-15 BLUE

First Semi Final

Yarrambat 7.7 (49) def Greensborough 6.5 (41)

Second Semi Final

South Morang 6.9 (45) def Laurimar 4.10 (34)

Preliminary Final

Laurimar 11.10 (76) def Yarrambat 5.7 (37)

Grand Final

South Morang 4.10 (34) def by Laurimar 5.8 (38)

UNDER-15 RED

First Semi Final

Whittlesea 3.5 (23) def by Mill Park 3.12 (30)

Second Semi Final

Diamond Creek 3.9 (27) def by Research 11.12 (78)

Preliminary Final

Diamond Creek 9.11 (65) def Mill Park 4.2 (26)

Grand Final

Research 4.8 (32) def Diamond Creek 2.5 (17)

UNDER-16 BLUE

First Semi Final

Diamond Creek 8.5 (53) def Research 3.8 (26)

Second Semi Final

Laurimar 12.5 (77) def Eltham 5.2 (32)

Preliminary Final

Eltham 4.3 (27) def by Diamond Creek 12.10 (82)

Grand Final

Laurimar 2.5 (17) def by Diamond Creek 7.14 (56)

UNDER-16 RED

First Semi Final

Kilmore 4.8 (32) def by Montmorency 10.11 (71)

Second Semi Final

Mernda 9.13 (67) def Yarrambat 6.5 (41)

Preliminary Final

Yarrambat 8.1 (49) def by Montmorency 13.16 (94)

Grand Final

Mernda 3.7 (25) def by Montmorency 10.8 (68)

UNDER-16 GIRLS BLUE

First Semi Final

WP-Lakeside 7.6 (48) def South Morang 5.7 (37)

Second Semi Final

Montmorency 4.12 (36) def D. Creek Women's Blue 2.4 (16)

Preliminary Final

D. Creek Women's Blue 2.2 (14) def by WP-Lakeside 5.18 (48)

Grand Final

Montmorency 2.1 (13) def by WP-Lakeside 8.7 (55)

UNDER-16 GIRLS RED

First Semi Final

Panton Hill 1.3 (9) def by Eltham 2.8 (20)

Second Semi Final

Boro Bolts 1.4 (10) def by Northcote 3.7 (25)

Preliminary Final

Boro Bolts 2.4 (16) def by Eltham 3.4 (22)

Grand Final

Northcote 4.4 (28) def Eltham 1.2 (8)

UNDER-17

First Semi Final

Greensborough 4.8 (32) def by Mill Park 11.8 (74)

Second Semi Final

Montmorency 7.6 (48) def by South Morang 8.6 (54)

Preliminary Final

Montmorency 6.6 (42) def by Mill Park 9.12 (66)

Grand Final

South Morang 4.6 (30) def by Mill Park 10.7 (67)

UNDER-18 GIRLS

First Semi Final

Darebin 3.0 (18) def Eltham 2.4 (16)

Second Semi Final

Montmorency 2.2 (14) def D. Creek Women's 0.2 (2)

Preliminary Final

D. Creek Women's 4.4 (28) def Darebin 0.7 (7)

Grand Final

Montmorency 6.8 (44) def D. Creek Women's 1.0 (6)



Junior Awards



Northern Knights NFNL Rising Star winner Patrick Dozzi

UNDER-18 GIRLS

| | |
|--------------------------------------|-----------------|
| 1st – Alannah Murray (Eltham) | 16 votes |
| 2nd – Peppa Poultney (Darebin) | 15 votes |
| 3rd – Phoebe Chisholm (Laurimar) | 13 votes |
| 3rd – Georgia Cleary (Montmorency) | 13 votes |

UNDER-17

| | |
|---------------------------------------|-----------------|
| 1st – Benjamin Smith (Rangers) | 18 votes |
| 2nd – William Cookson (South Morang) | 17 votes |
| 3rd – Kyle Johnson (Greensborough) | 15 votes |
| 3rd – Tarwan Rennie (Montmorency) | 15 votes |
| 3rd – James Traianou (South Morang) | 15 votes |

UNDER-16 BLUE

| | |
|--|-----------------|
| 1st – Anthony O'Sullivan (Laurimar) | 19 votes |
| 2nd – Ben Major (Diamond Creek) | 16 votes |
| 3rd – Nathan Barry (Eltham) | 13 votes |

UNDER-16 RED

| | |
|------------------------------------|-----------------|
| 1st – Jaden Smith (Kilmore) | 20 votes |
| 2nd – Nicholas Green (Yarrambat) | 18 votes |
| 3rd – Thomas McMahon (Mernda) | 11 votes |

UNDER-16 GIRLS BLUE

| | |
|--|-----------------|
| 1st – Hannah Laffey (Montmorency) | 19 votes |
| 2nd – Tarrah Delgado (Research) | 18 votes |
| 3rd – Teleah Smart (Yarrambat) | 14 votes |

UNDER-16 GIRLS RED

| | |
|---|-----------------|
| 1st – Monique Ramsay (Panton Hill) | 24 votes |
| 2nd – Emmison Zealley (Boro Bolts) | 23 votes |
| 3rd – Tanaya Boyne (Eltham) | 21 votes |

UNDER-15 BLUE

| | |
|---------------------------------------|-----------------|
| 1st – Darcy Wilmot (Yarrambat) | 30 votes |
| 2nd – Joel Fitzgerald (South Morang) | 23 votes |
| 3rd – Noah Dalmau (South Morang) | 20 votes |

UNDER-15 RED

| | |
|---------------------------------------|-----------------|
| 1st – Patrick Dozzi (Research) | 28 votes |
| 2nd – Andrew Elward (Diamond Creek) | 20 votes |
| 3rd – Mace Upton (Wallan) | 16 votes |

UNDER-14 BLUE

| | |
|---|-----------------|
| 1st – Riley Gaylard (South Morang) | 19 votes |
| 1st – Cooper Harvey (Yarrambat) | 19 votes |
| 2nd – Jarred Seiter (Montmorency) | 18 votes |
| 3rd – Jason McCormick (Eltham) | 17 votes |

UNDER-14 RED

| | |
|---|-----------------|
| 1st – Hayden Delos (West Preston-Lakeside) | 25 votes |
| 2nd – Benjamin Ham (Research) | 19 votes |
| 2nd – Lachlan Watson (Research) | 19 votes |
| 3rd – Nicholas Younes (Mill Park) | 17 votes |

UNDER-14 GREEN

| | |
|---|-----------------|
| 1st – Jordan Nguyen (Thomastown) | 33 votes |
| 2nd – Tom Cook (Kilmore) | 26 votes |
| 3rd – Lachlan Prewett (South Morang) | 25 votes |

UNDER-14 GIRLS BLUE

| | |
|---|-----------------|
| 1st – Brooke Plummer (Yarrambat/Hurstbridge) | 36 votes |
| 2nd – Heidi Woodley (Kilmore) | 32 votes |
| 3rd – Zoe Bailey (Diamond Creek Women's) | 29 votes |

UNDER-14 GIRLS RED

| | |
|--|-----------------|
| 1st – Maddison Ford (Wallan) | 22 votes |
| 2nd – Scarlett Ormandy (Darebin) | 18 votes |
| 3rd – Naomi Nicola (Montmorency) | 15 votes |
| 3rd – Brooke Webster (Diamond Creek Women's) | 15 votes |

UNDER-13 BLUE

| | |
|--|-----------------|
| 1st – Noah Mooney (Laurimar) | 24 votes |
| 2nd – Nate Caddy (Yarrambat) | 23 votes |
| 3rd – Adam De Propertis (South Morang) | 22 votes |

| | |
|------------------------------------|----------|
| 3rd – Riley Gilchrist (Whittlesea) | 22 votes |
|------------------------------------|----------|

UNDER-13 RED

| | |
|------------------------------------|-----------------|
| 1st – Felix Bell (Research) | 24 votes |
| 2nd – Emmett Wise (Eltham) | 23 votes |
| 3rd – Ryan Eyre (Kilmore) | 22 votes |

UNDER-13 GREEN

| | |
|-------------------------------------|-----------------|
| 1st – Samuel Elali (Mernda) | 29 votes |
| 2nd – Kanoa Rotumah (Fitzroy Stars) | 21 votes |
| 3rd – Sean Culhane (Montmorency) | 20 votes |



Benjamin Smith



Alannah Murray

Junior Club of the Year

Yarrambat Junior Football Club

Low Hall Award

Max Lacordia (Kilmore)

Northern Knights NFNL Rising Star

Patrick Dozzi (Research)

NFNL Representative Award (Under 14A)

Thomas Neale (Eltham)

NFNL Representative Award (Under 14B)

Nicholas Storer (Laurimar)

NFNL Representative Award (Under 15A)

Darcy Wilmot (Yarrambat)

NFNL Representative Award (Under 15B)

Jarred Coutts (Research)

NFNL Representative Award (Under 15A Girls)

Kasey Lennox (Wallan)

NFNL Representative Award (Under 15B Girls)

Lauren Jatczak (Eltham)

Junior Umpire of the Year

Lachlan Flinn

Most Promising Junior Umpire

Seamus White

Junior Representative

UNDER-14 DIVISION 1 POOL A

Round 1

| | | | | |
|------|-----|-----|------|-----------|
| NFNL | 4.2 | 7.4 | 10.5 | 14.7 (91) |
| EDFL | 1.3 | 1.4 | 2.8 | 2.10 (22) |

Best: J. McCormick, T. Neale, H. Way, B. Ham, D. Gikovski, N. Younes

Goals: J. McCormick 5, H. Way 2, B. Ham 2, T. Neale 2, J. Nguyen, C. Harvey, D. Hogg

Round 2

| | | | | |
|------|-----|-----|-----|-----------|
| NFNL | 2.3 | 7.4 | 8.5 | 9.6 (60) |
| YJFL | 0.4 | 2.5 | 3.7 | 4.12 (36) |

Best: B. Ham, T. Neale, J. Nguyen, N. Younes, H. Delos, J. Seiter

Goals: J. Nguyen 2, B. Ham 2, J. Thorne, J. Seiter, J. Apted, J. McCormick, C. Harvey

Round 3

| | | | | |
|-------|-----|-----|-----|------------|
| NFNL | 3.1 | 4.2 | 9.5 | 9.5 (59) |
| SMJFL | 2.2 | 5.5 | 8.8 | 12.12 (84) |

Best: W. O'Dwyer-Richards, T. Neale, L. Watson, M. Ryan, J. Nguyen, R. Rode

Goals: J. Nguyen 2, J. McCormick 2, L. Watson, N. Younes, J. Apted, B. Ham, C. Harvey

Grand Final

| | | | | |
|-------|-----|-----|-----|------------|
| NFNL | 1.3 | 3.3 | 8.9 | 14.12 (96) |
| SMJFL | 1.3 | 2.4 | 4.7 | 4.8 (32) |

Best: L. Watson, J. Seiter, J. Nguyen, C. Harvey, H. Way

Goals: C. Harvey 4, J. McCormick 2, H. Way 2, B. Ham, J. Thorne, D. Hogg, J. Nguyen, N. Younes, R. Rode

UNDER-14 DIVISION 1 POOL B

Round 1

| | | | | |
|------|-----|-----|-----|-----------|
| NFNL | 0.2 | 4.3 | 6.6 | 8.11 (59) |
| EDFL | 2.3 | 3.5 | 4.6 | 4.7 (31) |

Best: L. Yeats, N. Storer, D. Lansfield, R. Gaylard, B. Glenn, R. Bamblett

Goals: J. Maruff 2, F. Riley, N. Storer, J. Thompson, R. Bamblett, S. Sarandopoulos, R. Gaylard

Round 2

| | | | | |
|------|-----|-----|------|-----------|
| NFNL | 2.4 | 3.4 | 3.4 | 5.6 (36) |
| YJFL | 1.2 | 4.9 | 6.14 | 7.14 (56) |

Best: J. Ritchie, N. Storer, J. Chubb, L. Yeats, R. Sizeland, R. Gaylard

Goals: S. Sarandopoulos, B. Glenn, H. Karvellas, R. Bamblett, S. Zivkovic

Round 3

| | | | | |
|-------|-----|-----|-----|----------|
| NFNL | 2.3 | 2.3 | 3.7 | 4.7 (31) |
| SMJFL | 0.0 | 4.4 | 4.6 | 7.8 (50) |

Best: N. Storer, J. Chubb, R. Gaylard, T. Stavrou, L. Yeats, J. Ritchie

Goals: N. Storer 2, J. Chubb, L. Yeats

UNDER-15 DIVISION 1 POOL A

Round 1

| | | | | |
|------|-----|-----|-----|-----------|
| NFNL | 2.1 | 2.2 | 2.7 | 4.11 (35) |
| EDFL | 0.2 | 1.4 | 5.6 | 6.6 (42) |

Best: J. Hanel, J. Harper, J. Fitzgerald, N. Dalmau, D. Wilmot, H. Hirt

Goals: J. Fitzgerald 3, A. O'Sullivan

Round 2

| | | | | |
|------|-----|------|------|------------|
| NFNL | 1.0 | 2.1 | 2.1 | 4.1 (25) |
| YJFL | 5.2 | 10.7 | 17.8 | 22.9 (141) |

Best: J. Harper, D. Wilmot, A. Biddle, A. Seivers, D. Whelan, N. Dalmau

Goals: B. Binion, C. Jolly, N. Dalmau, J. Harper

Round 3

| | | | | |
|-------|-----|-----|------|-------------|
| NFNL | 1.0 | 1.0 | 1.0 | 1.1 (7) |
| SMJFL | 3.2 | 8.4 | 12.7 | 18.12 (120) |

Best: D. Whelan, K. Kankaanpaa, N. Dalmau, J. Fitzgerald, C. Selvaggio, D. Wilmot

Goals: J. Fitzgerald

UNDER-15 DIVISION 1 POOL B

Round 1

| | | | | |
|------|-----|------|------|-----------|
| NFNL | 1.0 | 1.1 | 1.4 | 1.5 (11) |
| EDFL | 3.6 | 8.11 | 8.12 | 9.23 (77) |

Best: J. Leslie, J. Coutts, C. Bunworth, H. Beattie, B. Harris, E. Robertson

Goals: C. Bunworth

Round 2

| | | | | |
|------|-----|------|-------|-------------|
| NFNL | 0.0 | 0.0 | 0.1 | 0.2 (2) |
| YJFL | 5.5 | 12.9 | 17.15 | 23.21 (159) |

Best: B. Jones, J. Coutts, T. Proctor, D. Gray Dejong, J. Leslie, S. Ludlow

Goals:

Round 3

| | | | | |
|-------|-----|------|-------|-------------|
| NFNL | 1.0 | 2.0 | 3.0 | 3.0 (18) |
| SMJFL | 2.5 | 8.10 | 11.14 | 18.17 (125) |

Best: J. Coutts, J. Pulice, B. Jones, H. Lehner, L. Manago, T. Proctor

Goals: E. Robertson, C. Cusinato, R. Mudge

UNDER-15 GIRLS DIVISION 1

Round 1

| | | | | |
|------|-----|-----|-----|----------|
| NFNL | 0.2 | 0.4 | 0.6 | 1.9 (15) |
| YJFL | 0.3 | 1.5 | 1.6 | 1.7 (13) |

Best: T. Smart, P. Poultney, A. Reibelt, M. Appleby, M. Stephenson, T. Delgado

Goals: P. Bell

Round 2

| | | | | |
|-------|-----|-----|-----|-----------|
| NFNL | 2.3 | 2.5 | 5.7 | 7.7 (49) |
| SMJFL | 0.1 | 0.5 | 2.6 | 2.12 (24) |

Best: H. Woodley, K. Lennox, P. Poultney, A. Reibelt, B. Plummer, T. Delgado

Goals: C. Williams 2, P. Poultney, K. Lennox, M. Gardam, T. Boyne, M. Appleby

Round 3

| | | | | |
|------|-----|-----|-----|----------|
| NFNL | 0.0 | 1.0 | 1.2 | 1.6 (12) |
| ERG | 2.4 | 3.4 | 4.6 | 6.7 (43) |

Best: M. Molenberg, A. Woodward, O. Bandera, E. Zealley, T. Smart, M. Stephenson

Goals: P. Larsson

Grand Final

| | | | | |
|------|-----|-----|------|-----------|
| NFNL | 0.0 | 0.0 | 0.1 | 0.3 (3) |
| ERG | 1.3 | 5.5 | 5.11 | 5.14 (44) |

Best:

Goals:

UNDER-15 GIRLS DIVISION 2

Round 1

| | | | | |
|------|-----|-----|-----|----------|
| NFNL | 2.0 | 4.3 | 5.5 | 5.6 (36) |
| YJFL | 0.1 | 2.3 | 3.3 | 5.6 (36) |

Best: I. Hammond, L. Jatczak, L. Jones, M. Tolson, J. Kernaghan, V. Lawrence

Goals: J. Ventura 3, L. Jones 2

Round 2

| | | | | |
|-------|-----|-----|-----|-----------|
| NFNL | 0.2 | 0.3 | 1.5 | 2.7 (19) |
| SMJFL | 4.1 | 5.5 | 6.7 | 8.11 (59) |

Best: L. Jatczak, I. Hammond, S. Blizzard, I. Germishuys, J. Ricardo, S. Anderson

Goals: T. Walsh, I. Hammond

Round 3

| | | | | |
|------|-----|-----|-----|----------|
| NFNL | 0.1 | 2.1 | 4.1 | 4.3 (27) |
| ERG | 1.2 | 4.5 | 5.8 | 5.8 (38) |

Best: S. Anderson, J. Kernaghan, C. Jones, I. Hammond, L. Jatczak, T. Harris

Goals: I. Hammond, G. Tait, S. Anderson, C. Jones



Netball Finals Results & Ladders

SECTION 1

First Semi Final
North Heidelberg 1 (58) def Heidelberg 1 (37)

Second Semi Final
Diamond Creek 1 (57) def Greensborough 1 (36)

Preliminary Final
Greensborough 1 (47) def by North Heidelberg 1 (50)

Grand Final
Diamond Creek 1 (64) def North Heidelberg 1 (54)
Best on court: Stacey Gannon (Diamond Creek 1)

SECTION 2

First Semi Final
Greensborough 2 (23) def by Fitzroy Stars 1 (32)

Second Semi Final
Diamond Creek 2 (42) def Ivanhoe 1 (28)

Preliminary Final
Ivanhoe 1 (36) def Fitzroy Stars 1 (31)

Grand Final
Diamond Creek 2 (40) def Ivanhoe 1 (34)
Best on court: Mollie Rose Marchbank (D. Creek 2)

SECTION 3

First Semi Final
Heat 1 (27) def Craigieburn 1 (26)

Second Semi Final
Bundoora 1 (31) def Watsonia 1 (17)

Preliminary Final
Watsonia 1 (34) def Heat 1 (18)

Grand Final
Bundoora 1 (40) def Watsonia 1 (20)
Best on court: Emily Williams (Bundoora 1)

SECTION 4

First Semi Final
Heidelberg 4 (18) def by Greensborough 3 (48)

Second Semi Final
Watsonia 2 (21) def by St Mary's 2 (22)

Preliminary Final
Watsonia 2 (20) def by Greensborough 3 (28)

Grand Final
St Mary's 2 (31) def by Greensborough 3 (37)
Best on court: Mia Sannholm (Greensborough 3)

SECTION 5

First Semi Final
Diamond Creek 5 (29) def by West Ivanhoe 1 (36)

Second Semi Final
Craigieburn 2 (17) def by Macleod 1 (30)

Preliminary Final
Craigieburn 2 (28) def West Ivanhoe 1 (24)

Grand Final
Macleod 1 (22) def by Craigieburn 2 (30)
Best on court: Ella Stoward (Craigieburn 2)

SECTION 6

First Semi Final
Bundoora 3 (36) def Keon Park 1 (27)

Second Semi Final
Hurstbridge 1 (25) def by Laurimar 2 (26)

Preliminary Final
Hurstbridge 1 (29) def Bundoora 3 (23)

Grand Final
Laurimar 2 (29) def by Hurstbridge 1 (30)
Best on court: Amy Fisher (Hurstbridge 1)

SECTION 7

First Semi Final
Montmorency 1 (34)* def West Ivanhoe 2 (33)

Second Semi Final
Whittlesea 1 (28) def Watsonia 3 (21)

Preliminary Final
Watsonia 3 (21) def by Montmorency 1 (27)

Grand Final
Whittlesea 1 (22) def by Montmorency 1 (25)
Best on court: Rebecca Gagliardi (Montmorency 1)

| SECTION 1 | | | | | | | |
|--------------------|----|----|----|---|---|--------|-------|
| TEAM | P | W | L | D | B | % | % WON |
| Diamond Creek 1 | 14 | 13 | 1 | 0 | 3 | 127.15 | 92.86 |
| Greensborough 1 | 14 | 9 | 5 | 0 | 3 | 120.32 | 64.29 |
| North Heidelberg 1 | 13 | 8 | 5 | 0 | 4 | 108.78 | 61.54 |
| Heidelberg 1 | 13 | 4 | 9 | 0 | 4 | 81.38 | 30.77 |
| South Morang 1 | 15 | 4 | 11 | 0 | 2 | 71.26 | 26.67 |

| SECTION 2 | | | | | | | |
|------------------|----|----|----|---|---|--------|-------|
| TEAM | P | W | L | D | B | % | % WON |
| Diamond Creek 2 | 16 | 15 | 1 | 0 | 1 | 154.51 | 93.75 |
| Ivanhoe 1 | 17 | 12 | 5 | 0 | 0 | 119.09 | 70.59 |
| Greensborough 2 | 17 | 11 | 6 | 0 | 0 | 109.36 | 64.71 |
| Fitzroy Stars 1 | 17 | 9 | 8 | 0 | 0 | 114.62 | 52.94 |
| Heidelberg 2 | 16 | 7 | 9 | 0 | 1 | 81.43 | 43.75 |
| Northcote Park 1 | 17 | 5 | 12 | 0 | 0 | 90.65 | 29.41 |
| Laurimar 1 | 16 | 3 | 13 | 0 | 1 | 71.33 | 18.75 |
| St Mary's 1 | 16 | 2 | 14 | 0 | 1 | 81.01 | 12.50 |

| SECTION 3 | | | | | | | |
|--------------------|----|----|----|---|---|--------|-------|
| TEAM | P | W | L | D | B | % | % WON |
| Bundoora 1 | 17 | 14 | 3 | 0 | 0 | 137.25 | 82.35 |
| Watsonia 1 | 17 | 13 | 4 | 0 | 0 | 110.54 | 76.47 |
| Heat 1 | 17 | 11 | 5 | 1 | 0 | 115.85 | 67.65 |
| Craigieburn 1 | 17 | 8 | 8 | 1 | 0 | 96.87 | 50.00 |
| Thomastown 1 | 17 | 8 | 9 | 0 | 0 | 90.48 | 47.06 |
| North Heidelberg 2 | 17 | 7 | 9 | 1 | 0 | 101.20 | 44.12 |
| Heidelberg 3 | 16 | 5 | 10 | 1 | 1 | 97.94 | 34.38 |
| Diamond Creek 3 | 16 | 2 | 14 | 0 | 1 | 62.58 | 12.50 |

| SECTION 4 | | | | | | | |
|--------------------|----|----|----|---|---|--------|-------|
| TEAM | P | W | L | D | B | % | % WON |
| Watsonia 2 | 15 | 10 | 4 | 1 | 2 | 114.17 | 70.00 |
| St Mary's 2 | 15 | 10 | 4 | 1 | 2 | 112.31 | 70.00 |
| Heidelberg 4 | 16 | 11 | 5 | 0 | 1 | 113.29 | 68.75 |
| Greensborough 3 | 15 | 9 | 6 | 0 | 2 | 120.60 | 60.00 |
| Ivanhoe 2 | 16 | 8 | 8 | 0 | 1 | 111.89 | 50.00 |
| North Heidelberg 3 | 15 | 7 | 7 | 1 | 2 | 98.75 | 50.00 |
| Diamond Creek 4 | 15 | 6 | 8 | 1 | 2 | 91.21 | 43.33 |
| Bundoora 2 | 16 | 4 | 11 | 1 | 1 | 93.26 | 28.12 |
| Kilmore 1 | 16 | 3 | 13 | 0 | 1 | 60.22 | 18.75 |

| SECTION 5 | | | | | | | |
|--------------------|----|----|----|---|---|--------|-------|
| TEAM | P | W | L | D | B | % | % WON |
| Craigieburn 2 | 17 | 11 | 4 | 2 | 0 | 113.97 | 70.59 |
| Macleod 1 | 17 | 10 | 6 | 1 | 0 | 109.14 | 61.76 |
| Diamond Creek 5 | 17 | 10 | 6 | 1 | 0 | 104.35 | 61.76 |
| West Ivanhoe 1 | 17 | 8 | 7 | 2 | 0 | 93.13 | 52.94 |
| Epping 1 | 17 | 7 | 9 | 1 | 0 | 93.18 | 44.12 |
| Thomastown 2 | 16 | 6 | 10 | 0 | 1 | 84.76 | 37.50 |
| Northcote Park 2 | 17 | 5 | 10 | 2 | 0 | 114.24 | 35.29 |
| North Heidelberg 4 | 17 | 6 | 11 | 0 | 0 | 91.33 | 35.29 |

| SECTION 6 | | | | | | | |
|-----------------|----|----|----|---|---|--------|-------|
| TEAM | P | W | L | D | B | % | % WON |
| Hurstbridge 1 | 17 | 13 | 4 | 0 | 0 | 148.18 | 76.47 |
| Laurimar 2 | 16 | 11 | 5 | 0 | 1 | 110.97 | 68.75 |
| Bundoora 3 | 17 | 10 | 6 | 1 | 0 | 123.08 | 61.76 |
| Keon Park 1 | 17 | 10 | 7 | 0 | 0 | 102.92 | 58.82 |
| Craigieburn 3 | 17 | 8 | 8 | 1 | 0 | 108.83 | 50.00 |
| Fitzroy Stars 2 | 17 | 6 | 11 | 0 | 0 | 80.62 | 35.29 |
| South Morang 2 | 17 | 5 | 12 | 0 | 0 | 89.45 | 29.41 |
| Macleod 2 | 17 | 3 | 14 | 0 | 0 | 66.10 | 17.65 |

| SECTION 7 | | | | | | | |
|-------------------|----|----|----|---|---|--------|-------|
| TEAM | P | W | L | D | B | % | % WON |
| Whittlesea 1 | 17 | 13 | 3 | 1 | 0 | 138.57 | 79.41 |
| Watsonia 3 | 17 | 12 | 2 | 3 | 0 | 138.56 | 79.41 |
| Montmorency 1 | 17 | 11 | 3 | 3 | 0 | 153.91 | 73.53 |
| West Ivanhoe 2 | 17 | 11 | 5 | 1 | 0 | 121.36 | 67.65 |
| Heidelberg West 1 | 17 | 10 | 7 | 0 | 0 | 108.65 | 58.82 |
| Bundoora 4 | 17 | 6 | 11 | 0 | 0 | 81.54 | 35.29 |
| Northcote Park 3 | 17 | 5 | 10 | 2 | 0 | 76.61 | 35.29 |
| Heat 2 | 17 | 5 | 11 | 1 | 0 | 79.90 | 32.35 |
| Heidelberg 5 | 17 | 3 | 12 | 2 | 0 | 76.84 | 23.53 |
| South Morang 3 | 17 | 3 | 13 | 1 | 0 | 74.88 | 20.59 |

SECTION 8

First Semi Final

Watsonia 4 (37) def Fitzroy Stars 3 (29)

Second Semi Final

Greensborough 4 (21) def by **Thomastown 3 (24)**

Preliminary Final

Greensborough 4 (32) def Watsonia 4 (28)

Grand Final

Thomastown 3 (23) def by **Greensborough 4 (25)**

Best on court: Olivia Turner-Dickson

(Greensborough 4)

SECTION 9

First Semi Final

Whittlesea 2 (29) def by **Bundoora 5 (31)**

Second Semi Final

Hurstbridge 2 (28) def West Ivanhoe 3 (8)

Preliminary Final

West Ivanhoe 3 (30) def Bundoora 5 (14)

Grand Final

Hurstbridge 2 (20) def West Ivanhoe 3 (18)

Best on court: Emma Thomas (Hurstbridge 2)

SECTION 10

First Semi Final

Watsonia 5 (28) def Thomastown 4 (27)

Second Semi Final

Reservoir 2 (30) def Mernda 1 (29)

Preliminary Final

Mernda 1 (30) def by **Watsonia 5 (36)**

Grand Final

Reservoir 2 (29) def by **Watsonia 5 (34)**

Best on court: Maddison Filev (Watsonia 5)

SECTION 11

First Semi Final

Thomastown 5 (26) def Heidelberg West 2 (23)

Second Semi Final

Mernda 2 (23) def by **Hurstbridge 3 (28)**

Preliminary Final

Mernda 2 (21) def Thomastown 5 (20)

Grand Final

Hurstbridge 3 (18) def by **Mernda 2 (29)**

Best on court: Demmi Gosling (Mernda 2)

2017/2018 SUMMER SECTION 1

First Semi Final

Heat 1 (28) def by **Craigieburn 1 (33)**

Second Semi Final

Bundoora 1 (31) def St Mary's 1 (20)

Preliminary Final

St Mary's 1 (35) def Craigieburn 1 (26)

Grand Final

Bundoora 1 (30) def St Mary's 1 (22)

Best on court: Kate Butler (Bundoora 1)

2017/2018 SUMMER SECTION 2

First Semi Final

Bundoora 2 (27) def by **Hurstbridge 1 (31)**

Second Semi Final

Greensborough 1 (34) def Craigieburn 2 (13)

Preliminary Final

Craigieburn 2 (33) def by **Hurstbridge 1 (38)**

Grand Final

Greensborough 1 (20) def by **Hurstbridge 1 (21)**

Best on court: Jessica Bamblett (Hurstbridge 1)

2017/2018 SUMMER SECTION 3

First Semi Final

Hurstbridge 2 (36) def Bundoora 4 (29)

Second Semi Final

St Mary's 2 (26) def by **Heat 3 (33)**

Preliminary Final

St Mary's 2 (37) def by **Hurstbridge 2 (38)**

Grand Final

Heat 3 (20) def by **Hurstbridge 2 (26)**

Best on court: Amy Fisher (Hurstbridge 2)

SECTION 8

| TEAM | P | W | L | D | B | % | % WON |
|--------------------|----|----|----|---|---|--------|-------|
| Greensborough 4 | 17 | 12 | 4 | 1 | 0 | 130.15 | 73.53 |
| Thomastown 3 | 16 | 11 | 4 | 1 | 1 | 128.48 | 71.88 |
| Watsonia 4 | 17 | 11 | 5 | 1 | 0 | 129.81 | 67.65 |
| Fitzroy Stars 3 | 17 | 10 | 6 | 1 | 0 | 122.59 | 61.76 |
| Kilmore 2 | 16 | 9 | 7 | 0 | 1 | 103.41 | 56.25 |
| Reservoir 1 | 17 | 9 | 7 | 1 | 0 | 90.08 | 55.88 |
| North Heidelberg 5 | 17 | 6 | 9 | 2 | 0 | 87.63 | 41.18 |
| St Mary's 3 | 17 | 4 | 11 | 2 | 0 | 82.13 | 29.41 |
| South Morang 4 | 17 | 3 | 14 | 0 | 0 | 70.98 | 17.65 |
| Epping 2 | 17 | 2 | 14 | 1 | 0 | 71.93 | 14.71 |

SECTION 9

| TEAM | P | W | L | D | B | % | % WON |
|------------------|----|----|----|---|---|--------|-------|
| Hurstbridge 2 | 16 | 13 | 2 | 1 | 0 | 182.32 | 84.38 |
| West Ivanhoe 3 | 16 | 8 | 6 | 2 | 0 | 126.27 | 56.25 |
| Whittlesea 2 | 16 | 8 | 8 | 0 | 0 | 82.77 | 50.00 |
| Bundoora 5 | 16 | 6 | 9 | 1 | 0 | 89.20 | 40.62 |
| Montmorency 2 | 16 | 5 | 9 | 2 | 0 | 91.19 | 37.50 |
| Northcote Park 4 | 16 | 4 | 12 | 0 | 0 | 70.19 | 25.00 |

SECTION 10

| TEAM | P | W | L | D | B | % | % WON |
|----------------|----|----|----|---|---|--------|-------|
| Reservoir 2 | 16 | 12 | 2 | 2 | 0 | 136.39 | 81.25 |
| Mernda 1 | 16 | 13 | 3 | 0 | 0 | 131.09 | 81.25 |
| Watsonia 5 | 15 | 10 | 4 | 1 | 1 | 121.02 | 70.00 |
| Thomastown 4 | 16 | 9 | 6 | 1 | 0 | 107.43 | 59.38 |
| West Ivanhoe 4 | 16 | 9 | 7 | 0 | 0 | 88.08 | 56.25 |
| Lower Plenty 1 | 16 | 8 | 8 | 0 | 0 | 119.01 | 50.00 |
| Heat 3 | 16 | 6 | 10 | 0 | 0 | 115.60 | 37.50 |
| Laurimar 3 | 15 | 4 | 10 | 1 | 1 | 63.89 | 30.00 |
| Kilmore 3 | 15 | 3 | 10 | 2 | 1 | 66.77 | 26.67 |
| Bundoora 6 | 15 | 2 | 12 | 1 | 1 | 69.41 | 16.67 |

SECTION 11

| TEAM | P | W | L | D | B | % | % WON |
|-------------------|----|----|----|---|---|--------|-------|
| Mernda 2 | 14 | 12 | 2 | 0 | 0 | 154.12 | 85.71 |
| Hurstbridge 3 | 15 | 9 | 6 | 0 | 1 | 126.54 | 60.00 |
| Thomastown 5 | 16 | 9 | 7 | 0 | 0 | 97.48 | 56.25 |
| Heidelberg West 2 | 15 | 5 | 7 | 3 | 1 | 94.57 | 43.33 |
| Keon Park 2 | 15 | 1 | 12 | 2 | 1 | 77.29 | 13.33 |
| Bundoora 7 | 15 | 1 | 13 | 1 | 1 | 65.95 | 10.00 |

2017/2018 SUMMER SECTION 1

| TEAM | P | W | L | D | B | % | % WON |
|------------------|----|---|----|---|---|--------|-------|
| Bundoora 1 | 10 | 8 | 1 | 1 | 0 | 136.59 | 85.00 |
| St Mary's 1 | 10 | 7 | 2 | 1 | 0 | 124.65 | 75.00 |
| Heat 1 | 10 | 7 | 3 | 0 | 0 | 122.15 | 70.00 |
| Craigieburn 1 | 9 | 5 | 4 | 0 | 1 | 86.52 | 55.56 |
| Thomastown 1 | 10 | 4 | 6 | 0 | 0 | 98.24 | 40.00 |
| Northcote Park 1 | 10 | 0 | 10 | 0 | 0 | 52.75 | 0.00 |

2017/2018 SUMMER SECTION 2

| TEAM | P | W | L | D | B | % | % WON |
|-----------------|----|---|---|---|---|--------|-------|
| Greensborough 1 | 9 | 8 | 0 | 1 | 1 | 162.20 | 94.44 |
| Craigieburn 2 | 10 | 6 | 2 | 2 | 0 | 85.19 | 70.00 |
| Bundoora 2 | 10 | 6 | 4 | 0 | 0 | 133.10 | 60.00 |
| Hurstbridge 1 | 10 | 5 | 5 | 0 | 0 | 127.40 | 50.00 |
| Heat 2 | 10 | 3 | 7 | 0 | 0 | 70.64 | 30.00 |
| Bundoora 3 | 9 | 1 | 7 | 1 | 1 | 64.25 | 16.67 |

2017/2018 SUMMER SECTION 3

| TEAM | P | W | L | D | B | % | % WON |
|---------------|----|---|---|---|---|--------|-------|
| St Mary's 2 | 10 | 8 | 1 | 1 | 0 | 164.95 | 85.00 |
| Heat 3 | 10 | 6 | 4 | 0 | 0 | 118.75 | 60.00 |
| Hurstbridge 2 | 10 | 5 | 4 | 1 | 0 | 124.82 | 55.00 |
| Bundoora 4 | 10 | 4 | 6 | 0 | 0 | 74.74 | 40.00 |
| Thomastown 2 | 9 | 2 | 7 | 0 | 1 | 86.21 | 22.22 |
| Bundoora 5 | 10 | 1 | 9 | 0 | 0 | 75.00 | 10.00 |

Netball Best & Fairest

SECTION 1

| | | |
|----------------------------|--------------------------|-----------------|
| 1st – Stacey Gannon | (Diamond Creek 1) | 15 votes |
| 2nd – Kate Butler | (North Heidelberg 1) | 13 votes |
| 3rd – Olivia Ellis | (Greensborough 1) | 12 votes |

SECTION 2

| | | |
|-------------------------------|--------------------------|-----------------|
| 1st – Chloe Gray | (Diamond Creek 2) | 17 votes |
| 1st – Lauren Henderson | (Ivanhoe 1) | 17 votes |
| 2nd – Ebyan Cabdi | (Ivanhoe 1) | 14 votes |
| 3rd – Emily Carpenter | (Greensborough 2) | 13 votes |
| 3rd – Mollie Rose Marchbank | (Diamond Creek 2) | 13 votes |

SECTION 3

| | | |
|-------------------------------|------------------------|-----------------|
| 1st – Holly Denholm | (Craigieburn 1) | 21 votes |
| 1st – Crystal Phillips | (Heat 1) | 21 votes |
| 2nd – Jacinta Tonkin | (Bundoora 1) | 20 votes |
| 3rd – Rebecca Jennings | (Watsonia 1) | 17 votes |

SECTION 4

| | | |
|---------------------------|----------------------|-----------------|
| 1st – Ciara Hanlon | (St Mary's 2) | 16 votes |
| 2nd – Samantha George | (Kilmore 1) | 15 votes |
| 3rd – Freya Henriksen | (Ivanhoe 2) | 13 votes |
| 3rd – Rebecca Hocking | (Kilmore 1) | 13 votes |

SECTION 5

| | | |
|--------------------------------|--------------------|-----------------|
| 1st – Natalie Montanari | (Epping 1) | 19 votes |
| 2nd – Annie Bugden | (Macleod 1) | 17 votes |
| 3rd – Abigail Sergienko | (Craigieburn 2) | 15 votes |
| 3rd – Natahlia Simonite | (Northcote Park 2) | 15 votes |

SECTION 6

| | | |
|-------------------------------------|----------------------|-----------------|
| 1st – Natasha Atkinson Brown | (Keon Park 1) | 24 votes |
| 2nd – Monique Bish | (Bundoora 3) | 20 votes |
| 3rd – Bianca Waligora | (South Morang 2) | 18 votes |

SECTION 7

| | | |
|--------------------------|-----------------------|-----------------|
| 1st – Amy Goodwin | (Whittlesea 1) | 23 votes |
| 2nd – Caitlen Martin | (Watsonia 3) | 20 votes |
| 3rd – Carissa Grant | (Whittlesea 1) | 18 votes |
| 3rd – Emma Williams | (West Ivanhoe 2) | 18 votes |

SECTION 8

| | | |
|-----------------------------|----------------------|-----------------|
| 1st – Montana Powell | (Reservoir 1) | 33 votes |
| 2nd – Amy Starr | (Watsonia 4) | 22 votes |
| 3rd – Erin Rose | (Fitzroy Stars 3) | 18 votes |

SECTION 9

| | | |
|-------------------------------|------------------------|-----------------|
| 1st – Holly Ditchfield | (Montmorency 2) | 17 votes |
| 2nd – Shavita Vijay | (Whittlesea 2) | 16 votes |
| 3rd – Jessica Mandile | (Northcote Park 4) | 15 votes |
| 3rd – Emma Thomas | (Hurstbridge 2) | 15 votes |

SECTION 10

| | | |
|-----------------------------|---------------------|-----------------|
| 1st – Maddison Filev | (Watsonia 5) | 34 votes |
| 2nd – Bianca Clamp | (Lower Plenty 1) | 32 votes |
| 3rd – Kellie Shannon | (Reservoir 2) | 28 votes |

SECTION 11

| | | |
|----------------------------|-----------------------|-----------------|
| 1st – Michelle Soon | (Thomastown 5) | 25 votes |
| 2nd – Charlotte McClaren | (Hurstbridge 3) | 20 votes |
| 3rd – Alanah Taylor | (Mernda 2) | 16 votes |

2017/2018 SUMMER SECTION 1

| | | |
|----------------------------|---------------------|-----------------|
| 1st – Natalie Nolan | (Bundoora 1) | 15 votes |
|----------------------------|---------------------|-----------------|

2017/2018 SUMMER SECTION 2

| | | |
|----------------------------|------------------------|-----------------|
| 1st – Ella Stoward | (Craigieburn 2) | 10 votes |
| 1st – Hollie Wilson | (Bundoora 2) | 10 votes |

2017/2018 SUMMER SECTION 3


| | | |
|----------------------------------|----------------------|-----------------|
| 1st – Jaymi-Lee Demanuele | (St Mary's 2) | 16 votes |
|----------------------------------|----------------------|-----------------|



Stacey Gannon



Chloe Gray




Holly Denholm and Crystal Phillips




Ciara Hanlon




Natalie Montanari



Natasha Atkinson Brown



Amy Goodwin



Holly Ditchfield

Star Shooters

| | | | |
|------------------|--------------|-------------------|-----------|
| SECTION 1 | Kelly Sadowy | (Diamond Creek 1) | 406 goals |
|------------------|--------------|-------------------|-----------|

| | | | |
|------------------|-------------|-------------|-----------|
| SECTION 2 | Aysha Blade | (Ivanhoe 1) | 321 goals |
|------------------|-------------|-------------|-----------|

| | | | |
|------------------|-----------------|----------------|-----------|
| SECTION 3 | Lauren O'Rourke | (Thomastown 1) | 272 goals |
|------------------|-----------------|----------------|-----------|

| | | | |
|------------------|--------------|--------------|-----------|
| SECTION 4 | Amanda Balme | (Bundoora 2) | 230 goals |
|------------------|--------------|--------------|-----------|

| | | | |
|------------------|--------------|------------|-----------|
| SECTION 5 | Ashlee Moate | (Epping 1) | 295 goals |
|------------------|--------------|------------|-----------|

| | | | |
|------------------|------------------------|---------------|-----------|
| SECTION 6 | Natasha Atkinson Brown | (Keon Park 1) | 356 goals |
|------------------|------------------------|---------------|-----------|

| | | | |
|--|---------------|--------------|-----------|
| | Hayley Ozimek | (Bundoora 3) | 356 goals |
|--|---------------|--------------|-----------|

| | | | |
|------------------|-------------|----------------|-----------|
| SECTION 7 | Amy Goodwin | (Whittlesea 1) | 341 goals |
|------------------|-------------|----------------|-----------|

| | | | |
|------------------|-----------|--------------|-----------|
| SECTION 8 | Amy Starr | (Watsonia 4) | 354 goals |
|------------------|-----------|--------------|-----------|

| | | | |
|------------------|--------------|----------------|-----------|
| SECTION 9 | Sarah Craker | (Whittlesea 2) | 186 goals |
|------------------|--------------|----------------|-----------|

| | | | |
|-------------------|----------------|---------------|-----------|
| SECTION 10 | Kellie Shannon | (Reservoir 2) | 327 goals |
|-------------------|----------------|---------------|-----------|

| | | | |
|-------------------|------------------|----------------|-----------|
| SECTION 11 | Sarah Carruthers | (Thomastown 5) | 161 goals |
|-------------------|------------------|----------------|-----------|

2017/2018 SUMMER SECTION 1

| | | |
|-------------|---------------|-----------|
| Karli Burns | (St Mary's 1) | 192 goals |
|-------------|---------------|-----------|

2017/2018 SUMMER SECTION 2

| | | |
|------------------|-----------------|-----------|
| Ruby Sommerville | (Craigieburn 2) | 147 goals |
|------------------|-----------------|-----------|

2017/2018 SUMMER SECTION 3

| | | |
|---------------|--------------|-----------|
| Hayley Ozimek | (Bundoora 4) | 150 goals |
|---------------|--------------|-----------|

Best and Fairest

DIVISION 1

Frank Rosbrook Medal

| 2018 | Michael Brunelli Lucas Hobbs | Heidelberg Macleod |
|---------------------------------|---------------------------------|-----------------------|
| 2017 | Matthew Dennis | Bundoora |
| 2016 | Matthew Dennis | Bundoora |
| 2015 | Matthew Vasilevski | Lower Plenty |
| 2014 | Bronik Davies | Northcote Park |
| | Matthew Vasilevski | Lower Plenty |
| 2013 | Cameron Cloke | Bundoora |
| 2012 | Bronik Davies | Northcote Park |
| | Matthew Dennis | Bundoora |
| 2011 | Michael Finn | Heidelberg |
| 2010 | Nick Meese | WP-Lakeside |
| 2009 | Daniel Keenan | Montmorency |
| 2008 | Daniel Keenan | Montmorency |
| | Shane Harvey | North Heidelberg |
| | David Mitchell | Bundoora |
| 2007 | Daniel McFerran | WP-Lakeside |
| DVFL - Frank Smith Medal | | |
| 2006 | Brett Jeffrey | Northcote Park |
| 2005 | Daniel King | Epping |
| 2004 | Daniel King | Epping |
| 2003 | Fabian Carelli | WP-Lakeside |
| 2002 | Mario Bandera | North Heidelberg |
| 2001 | Dean Haydock | Heidelberg |
| 2000 | Paul King | Bundoora |
| 1999 | Leigh Gray | North Heidelberg |
| 1998 | Ryan Smith | Heidelberg |
| 1997 | Barry Mitchell | Northcote Park |
| 1996 | John Origlasso | Northcote Park |
| 1995 | Adrian Cameron | Bundoora |
| 1994 | Renato Marinelli | Diamond Creek |
| 1993 | Kevin Brown | Bundoora |
| 1992 | Chris Keating | Bundoora |
| 1991 | Peter Woodward | Montmorency |
| | Neil Brindley | Greensborough |
| | Peter Mastin | Greensborough |
| 1990 | Chris Keating | Bundoora |
| 1989 | Richard Guldon | Heidelberg |
| 1988 | Brad Dunbar | Heidelberg West |
| 1987 | Wayne Dobson | Greensborough |
| 1986 | Mark Perkins | Heidelberg West |
| 1985 | Darryl Harries | Lalor |
| 1984 | Kelvin Wood | Heidelberg West |
| 1983 | Wayne Dobson | Greensborough |
| 1982 | Wayne Headlam | Diamond Creek |
| 1981 | Wayne Headlam | Diamond Creek |
| 1980 | Elias Demestichas | South Morang |
| 1979 | John Ellis | Watsonia |
| 1978 | Mario Cipolla | North Heidelberg |
| 1977 | Jeff Edwards | North Heidelberg |
| 1976 | John Horton | Diamond Creek |

| | | |
|------|-----------------|--------------------|
| 1975 | John Clancy | Heidelberg |
| 1974 | Mario Cipolla | North Heidelberg |
| 1973 | Stephen Thorpe | Templestowe |
| 1972 | Robin Perkins | Heidelberg |
| 1971 | Jim Christou | Heidelberg |
| 1970 | Frank Natoli | Reservoir-Lakeside |
| 1969 | Geoff Noble | Macleod-Rosanna |
| 1968 | Dennis Aspinall | Eltham |
| 1967 | Geoff Condie | Diamond Creek |
| 1966 | Ken Jones | Diamond Creek |
| | Graham Campbell | Reservoir-Lakeside |
| 1965 | Graham Campbell | Reservoir-Lakeside |
| 1964 | Pat Foley | Heidelberg West |
| 1963 | Pat Foley | Heidelberg West |
| 1962 | Ken Jones | Montmorency |
| 1961 | Joe Murphy | Greensborough |
| 1960 | Clem Cooper | Epping |
| 1959 | John Elliot | Diamond Creek |
| 1958 | John Elliot | Diamond Creek |
| | Don McDowell | Greensborough |
| 1957 | John Elliot | Diamond Creek |
| 1956 | Jack Davies | Epping |
| 1955 | Kevin Hart | Macleod |
| 1954 | Joe Murphy | Greensborough |
| | Doug King | Reservoir-Lakeside |
| 1953 | Jack Tucker | Heidelberg West |
| 1952 | Kevin Hart | Macleod |
| 1951 | Joe Adams | Epping |
| 1950 | Geoff Heddle | Diamond Creek |
| 1949 | Geoff Heddle | Diamond Creek |
| 1948 | Jack Dempster | Templestowe |
| 1947 | Reg Milburn | Epping |
| 1946 | Joe Delaney | Heidelberg |

DIVISION 2

| 2018 | Patrick Flynn | Lower Plenty |
|-------------|------------------|------------------|
| 2017 | Brent Harvey | North Heidelberg |
| 2016 | Tyron Loader | Hurstbridge |
| 2015 | Shane Jacobs | Lalor |
| 2014 | Tyler Scarce | Panton Hill |
| 2013 | Rohan Davies | Mernda |
| 2012 | Lionel Proctor | Fitzroy Stars |
| 2011 | Darcy Barden | Lower Plenty |
| 2010 | Luke Jackson | Diamond Creek |
| 2009 | Daniel Moore | Epping |
| 2008 | Lionel Proctor | Fitzroy Stars |
| 2007 | Andrew Bennett | Macleod |
| DVFL | | |
| 2006 | Daniel Eifermann | Whittlesea |
| 2005 | Ryan Bongetti | South Morang |
| 2004 | William Box | Panton Hill |
| 2003 | Jai Audley | Hurstbridge |
| 2002 | Heath Ayres | Wallan |
| 2001 | Tony Callea | Fawkner Park |

| | | |
|------|-------------------|-----------------|
| 2000 | Paul Eccles | Watsonia |
| 1999 | Mark Spiteri | Kinglake |
| 1998 | Dean Harrington | Whittlesea |
| 1997 | Ray Buttigieg | South Morang |
| | Tony Maraschiello | Mernda |
| 1996 | Rocky Iacopino | Macleod |
| 1995 | Dale Carmody | West Preston |
| 1994 | Billy Colosimo | Reservoir |
| 1993 | Adam Bruni | West Preston |
| 1992 | Paul Tilley | West Preston |
| 1991 | Robert Mietus | Hurstbridge |
| 1990 | Malcolm Griffiths | Watsonia |
| | John Hassell | Mernda |
| 1989 | Brett Johnstone | South Morang |
| | Glenn Whittenbury | Templestowe |
| 1988 | Steve Easton | Research |
| 1987 | Greg Fyffe | West Preston |
| 1986 | Stan Apostola | Epping |
| 1985 | Les Pugh | Thornbury |
| 1984 | Adrian Sullivan | West Preston |
| 1983 | Bernie Nicholson | Macleod-Rosanna |
| 1982 | Anthony McFarlane | Eltham |
| | Glenn Irving | Eltham |
| 1981 | Mark Slater | Bundoora |

DIVISION 3

| 2018 | Jarryd Coulson | Heidelberg West |
|------|------------------|-----------------|
| 2017 | Jarryd Coulson | Heidelberg West |
| 2016 | Matthew Crompton | Watsonia |
| 2015 | Daniel Moore | Epping |
| 2014 | Matthew Cupo | Thomastown |
| | Danny O'Sullivan | Reservoir |
| 2013 | Lochie Dornauf | Watsonia |
| 2012 | Rohan Davies | Mernda |
| 2011 | Brad Hockey | Parkside |
| 2010 | Ryan Docherty | Reservoir |
| 2009 | Robbie Wise | Parkside |

WOMEN'S DIVISION 1

| 2018 | Sarah Wright | Keilor |
|------|--------------|---------|
| 2017 | Shannon Egan | Darebin |

WOMEN'S DIVISION 2

| 2018 | Catherine O'Bryan | WP-Lakeside |
|------|-------------------|--------------|
| 2017 | Natarsha Bamblett | WP-Lakeside |
| | Nicole Blythe | Montmorency |
| | Rechelle McSwain | South Morang |

WOMEN'S DIVISION 3

| 2018 | Rainbow Ebert | Bundoora |
|------|---------------|----------|
|------|---------------|----------|

Leading Goal Kickers

DIVISION 1

| NFNL | Leading Goal Kicker | Club | Goals |
|------|---------------------|------------------|-------|
| 2018 | Shane Harvey | North Heidelberg | 63 |
| 2017 | Ahmed Saad | WP-Lakeside | 73 |
| 2016 | Gary Moorcroft | Bundoora | 64 |
| 2015 | James Kroussoratis | Eltham | 65 |
| 2014 | Patrick Fitzgerald | Montmorency | 66 |
| 2013 | Cameron Cloke | Bundoora | 83 |
| 2012 | Gary Moorcroft | Bundoora | 70 |
| 2011 | Dean Limbach | Montmorency | 83 |
| 2010 | Saul Caddy | Heidelberg | 82 |
| 2009 | Shane Harvey | North Heidelberg | 102 |
| 2008 | Shane Harvey | North Heidelberg | 108 |
| 2007 | Chris Hall | Heidelberg | 72 |
| | Shaun Ryan | North Heidelberg | 72 |

| DVFL | Leading Goal Kicker | Club | Goals |
|------|-----------------------|--------------------|-------|
| 2006 | Adrian Baker | W Preston-Lakeside | 73 |
| 2005 | Chris Hall | Heidelberg | 102 |
| 2004 | Cristian Brandt | North Heidelberg | 78 |
| 2003 | Peter Van Blomnestein | Heidelberg | 87 |
| 2002 | Steve Bawden | Epping | 87 |
| 2001 | Jason Heatley | North Heidelberg | 110 |
| 2000 | Damien Yze | Northcote Park | 99 |
| 1999 | Jamie Shaw | North Heidelberg | 134 |
| 1998 | Athas Hrysoulakis | Lalor | 88 |
| 1997 | Jamie Shaw | North Heidelberg | 114 |
| 1996 | Jamie Shaw | North Heidelberg | 88 |
| 1995 | Jamie Shaw | North Heidelberg | 113 |
| 1994 | Jamie Shaw | North Heidelberg | 161 |
| 1993 | Brett Hancock | North Heidelberg | 97 |

| | | | |
|------|----------------|------------------|-----|
| 1992 | Jason Heatley | North Heidelberg | 118 |
| 1991 | Jamie Solym | Lalor | 73 |
| 1990 | David Miller | Heidelberg | 95 |
| 1989 | Steve Webster | Montmorency | 62 |
| 1988 | Steve Webster | Montmorency | 57 |
| 1987 | Steve Webster | Montmorency | 83 |
| 1986 | Mark Johnson | North Heidelberg | 59 |
| 1985 | Glenn Townsend | Greensborough | 103 |
| 1984 | Russell Jessop | Lalor | 103 |
| 1983 | Bill Seiler | Diamond Creek | 82 |
| 1982 | Bill Seiler | Diamond Creek | 86 |
| 1981 | Bill Seiler | Diamond Creek | 82 |
| 1980 | Keith Robins | Lalor | 90 |
| 1979 | Robert Downie | Watsonia | 64 |
| 1978 | Kevin Grose | North Heidelberg | 80 |

DIVISION 1

NFNL Under-19s

2018 Montmorency

| | |
|------|---------------|
| 2017 | Eltham |
| 2016 | Greensborough |
| 2015 | Greensborough |
| 2014 | Greensborough |
| 2013 | WP-Lakeside |
| 2012 | N'cote Prk |
| 2011 | Greensborough |
| 2010 | Greensborough |
| 2009 | Greensborough |
| 2008 | WP-Lakeside |

| | |
|------|-----------------------|
| 2007 | Eltham |
| 2006 | WP-Lakeside |
| 2005 | N'cote Prk/Alphington |
| 2004 | N'cote Prk/Alphington |
| 2003 | N'cote Prk/Alphington |
| 2002 | Bundoora |
| 2001 | Montmorency |
| 2000 | Bundoora |
| 1999 | N'cote Prk/Alphington |
| 1998 | N'cote Prk/Alphington |
| 1997 | Epping |

| | |
|------|--------------------|
| 1996 | North Heidelberg |
| 1995 | Lalor |
| 1994 | Montmorency |
| 1993 | Epping |
| 1992 | Reservoir-Lakeside |
| 1991 | Montmorency |
| 1990 | Greensborough |
| 1989 | North Heidelberg |
| 1988 | Bundoora |
| 1987 | Lalor |
| 1986 | Bundoora |
| 1985 | Lalor |

| | |
|------|--------------------|
| 1984 | North Heidelberg |
| 1983 | Lalor |
| 1982 | Templestowe |
| 1981 | Montmorency |
| 1980 | Heidelberg |
| 1979 | Greensborough |
| 1978 | Reservoir-Lakeside |
| 1977 | Watsonia |
| 1976 | Reservoir-Lakeside |
| 1975 | Reservoir-Lakeside |
| 1974 | Greensborough |
| 1973 | Reservoir-Lakeside |

| | |
|------|--------------------|
| 1972 | Greensborough |
| 1971 | Reservoir-Lakeside |
| 1970 | Greensborough |
| 1969 | Greensborough |
| 1968 | Reservoir-Lakeside |
| 1967 | Montmorency |
| 1966 | Heidelberg West |
| 1965 | Macleod-Rosanna |
| 1964 | Macleod-Rosanna |
| 1963 | North Heidelberg |
| 1962 | North Heidelberg |

DIVISION 2

NFNL Seniors

2018 Lower Plenty

| | |
|------|------------------|
| 2017 | North Heidelberg |
| 2016 | Hurstbridge |
| 2015 | Whittlesea |
| 2014 | North Heidelberg |
| 2013 | Whittlesea |
| 2012 | Epping |
| 2011 | Lower Plenty |
| 2010 | Whittlesea |
| 2009 | Macleod |
| 2008 | Thomastown |
| 2007 | Lalor |

DVFL Seniors

| | |
|------|---------------|
| 2006 | Greensborough |
| 2005 | Diamond Creek |
| 2004 | Lalor |
| 2003 | Hurstbridge |
| 2002 | Eltham |
| 2001 | Lalor |
| 2000 | Eltham |
| 1999 | Lower Plenty |
| 1998 | Diamond Creek |
| 1997 | Eltham |

| | |
|------|----------------|
| 1996 | West Preston |
| 1995 | Eltham |
| 1994 | Northcote Park |
| 1993 | West Preston |
| 1992 | Diamond Creek |
| 1991 | Mernda |
| 1990 | Epping |
| 1989 | Eltham |
| 1988 | West Preston |
| 1987 | Watsonia |
| 1986 | Epping |
| 1985 | Northcote Park |
| 1984 | Reservoir |
| 1983 | Heidelberg |
| 1982 | Eltham |
| 1981 | Bundoora |

DIVISION 2

NFNL Reserves

| | |
|------|------------------|
| 2018 | Eltham |
| 2017 | Diamond Creek |
| 2016 | Thomastown |
| 2015 | Thomastown |
| 2014 | North Heidelberg |

| | |
|------|---------------|
| 2013 | Diamond Creek |
| 2012 | Diamond Creek |
| 2011 | Lower Plenty |
| 2010 | Mernda |
| 2009 | Diamond Creek |
| 2008 | Mernda |
| 2007 | Thomastown |

DVFL Reserves

| | |
|------|----------------|
| 2006 | Greensborough |
| 2005 | Greensborough |
| 2004 | Lalor |
| 2003 | Lalor |
| 2002 | South Morang |
| 2001 | Lalor |
| 2000 | Eltham |
| 1999 | Whittlesea |
| 1998 | Diamond Creek |
| 1997 | Diamond Creek |
| 1996 | West Preston |
| 1995 | West Preston |
| 1994 | Northcote Park |
| 1993 | West Preston |
| 1992 | West Preston |
| 1992 | West Preston |

| | |
|------|--------------------|
| 1991 | West Preston |
| 1990 | Epping |
| 1989 | Epping |
| 1988 | Research |
| 1987 | Reservoir-Lakeside |
| 1986 | Reservoir-Lakeside |
| 1985 | West Preston |
| 1984 | Reservoir |
| 1983 | Northcote Park |
| 1982 | Reservoir |
| 1981 | Heidelberg |

DIVISION 2

NFNL Under-19s

2018 Heidelberg

| | |
|------|---------------|
| 2017 | Lower Plenty |
| 2016 | Diamond Creek |
| 2015 | Whittlesea |
| 2014 | St Mary's |
| 2013 | Whittlesea |
| 2012 | Thomastown |
| 2011 | Lower Plenty |
| 2010 | Diamond Creek |
| 2009 | Whittlesea |

| | |
|------|--------------------|
| 2008 | Macleod |
| 2007 | Mernda |
| 2006 | Greensborough |
| 2005 | Macleod |
| 2004 | Greensborough |
| 2003 | Lalor |
| 2002 | Wallan |
| 2001 | Lalor |
| 2000 | Bundoora |
| 1999 | Lower Plenty |
| 1998 | Reservoir |
| 1997 | Lower Plenty |
| 1996 | Research |
| 1995 | Hurstbridge |
| 1993 | Macleod Juniors |
| 1992 | West Lalor |
| 1987 | Thornbury |
| 1986 | West Preston |
| 1985 | Reservoir-Lakeside |
| 1984 | Reservoir |
| 1983 | Reservoir |
| 1982 | Northcote Park |
| 1981 | Northcote Park |

DIVISION 3

NFNL Seniors

2018 St Mary's

| | |
|------|------------|
| 2017 | Banyule |
| 2016 | Watsonia |
| 2015 | Reservoir |
| 2014 | Thomastown |

| | |
|------|--------------|
| 2013 | Panton Hill |
| 2012 | Mernda |
| 2011 | South Morang |
| 2010 | Hurstbridge |
| 2009 | Parkside |

DIVISION 3

NFNL Reserves

2018 St Mary's

| | |
|------|-----------|
| 2017 | St Mary's |
| 2016 | St Mary's |
| 2015 | Banyule |
| 2014 | Reservoir |

| | |
|------|--------------|
| 2013 | Watsonia |
| 2012 | Mernda |
| 2011 | Panton Hill |
| 2010 | South Morang |
| 2009 | Hurstbridge |

WOMEN'S DIVISION 1

2018 Bendigo

| | |
|------|---------|
| 2017 | Bendigo |
|------|---------|

WOMEN'S DIVISION 2

2018 WP-Lakeside

| | |
|------|------------------|
| 2017 | VU Western Spurs |
|------|------------------|

WOMEN'S DIVISION 3

2018 Bundoora

NETBALL

Section 1

2018 Diamond Creek 1

| | |
|------|--------------------|
| 2017 | Diamond Creek 1 |
| 2016 | Diamond Creek 1 |
| 2015 | Diamond Creek 1 |
| 2014 | Diamond Creek 1 |
| 2013 | Diamond Creek Red |
| 2012 | Diamond Creek |
| 2011 | Diamond Creek |
| 2010 | Diamond Creek Blue |
| 2009 | Macleod |
| 2008 | Diamond Creek |

Section 2

2018 Diamond Creek 2

| | |
|------|-----------------|
| 2017 | Diamond Creek 2 |
| 2016 | Whittlesea 1 |

| | |
|------|------------------|
| 2015 | Watsonia 1 |
| 2014 | Greensborough 2 |
| 2013 | Whittlesea A |
| 2012 | North Heidelberg |
| 2011 | Mernda |
| 2010 | Mernda A |
| 2009 | Lalor |

Section 3

2018 Bundoora 1

| | |
|------|--------------------|
| 2017 | Mernda 1 |
| 2016 | Ivanhoe |
| 2015 | Whittlesea 2 |
| 2014 | South Morang 2 |
| 2013 | St Mary's A |
| 2012 | Mernda Red |
| 2011 | Mernda Red |
| 2010 | North Heidelberg B |

Section 4

2018 Greensborough 3

| | |
|------|--------------------|
| 2017 | North Heidelberg 3 |
| 2016 | Watsonia 2 |
| 2015 | Greensborough 3 |
| 2014 | Lakeside 2 |
| 2013 | Lakeside B |
| 2012 | Lakeside B |
| 2011 | Montmorency |

Section 5

2018 Craigieburn 2

| | |
|------|---------------|
| 2017 | Thomastown 1 |
| 2016 | Kilmore 1 |
| 2015 | Hurstbridge 1 |
| 2014 | Epping |
| 2013 | St Mary's B |
| 2012 | St Mary's B |

Section 6

2018 Hurstbridge 1

| | |
|------|-----------------|
| 2017 | Hurstbridge 1 |
| 2016 | Whittlesea 5 |
| 2015 | Thomastown 2 |
| 2014 | Hurstbridge 1 |
| 2013 | Fitzroy Stars C |

Section 7

2018 Montmorency 1

| | |
|------|--------------------|
| 2017 | Macleod 2 |
| 2016 | Whittlesea 6 |
| 2015 | St Martin's |
| 2014 | North Heidelberg 4 |

Section 8

2018 Greensborough 4

| | |
|------|----------------|
| 2017 | West Ivanhoe 3 |
| 2016 | Epping 2 |
| 2015 | West Ivanhoe |
| 2014 | Whittlesea 4 |

Section 9

2018 Hurstbridge 2

| | |
|------|-------------------|
| 2017 | Nortcote Park 3 |
| 2016 | Bundoora 5 |
| 2015 | Bundoora Comets 4 |

Section 10

2018 Watsonia 5

| | |
|------|-----------------|
| 2017 | Montmorency 2 |
| 2016 | Heidelberg West |

Section 11

2018 Mernda 2

Life Members

Allan Stickland*
Andrew Hamer
Bernie Smead
Bill McKenna
Brian Tooth
Chris Keating

Darryl Holt
Darryl Sinclair
David Kuchmar
Dean Philpots
Don Casey
Don Stanley*

Eric Marsh
Ernie Ward
Francis Mellerick
Graeme Dunne
Graham Norman
Grant Turnbull

Ivan Sheahan*
John Garlick
Ken Andrew
Ken Wing Jan
Kenneth Salter
Leonard Warren






































































































































































































































































































Les Robinson
Michael Hingston
Neale Carroll*
Neil McLean
Noel Smith*
Norman Ferguson

Peter Smythe
Peter Watkins
Ray Welch*
Rory Curran
S.K (Peter) Pearn
Stephen Petrucelle

Tom Lambeth
Walter Randle*
Warren Harris
Wayne Bodley
Wayne Kelly
Wayne Zealey

William Bray*
* denotes deceased

Team Listing: 2018 Season

| TEAM LISTING: 2018 SEASON | 1 | 2 | 3 | 4 | 5 | 6 | 7 | 8 | 9 | 10 | 11 | 12 | 13 | 14 | 15 | 16 | 17 | 18 | 19 | 20 | 21 | 22 | 23 | 24 | 25 | 26 | 27 | 28 | 29 | 30 |
|---------------------------|---|---|---|---|---|---|---|---|---|---|---|---|---|---|---|--|---|---|---|---|---|---|---|---|---|---|---|---|---|----|
| BANYULE |  |  |  | | | | | | | | | | | | | | | | | | | | | | | | | | | |
| BENDIGO WOMEN'S |  | | | | | | | | | | | | | | | | | | | | | | | | | | | | | |
| BUNDOORA |  |  |  |  |  |  |  |  |  |  |  |  |  |  |  |  | | | | | | | | | | | | | | |
| BUNDOORA PARK |  |  |  |  |  |  |  |  |  | | | | | | | | | | | | | | | | | | | | | |
| CRAIGIEBURN REP |  |  |  |  |  |  | | | | | | | | | | | | | | | | | | | | | | | | |
| DAREBIN WOMEN'S |  |  |  |  |  |  |  | | | | | | | | | | | | | | | | | | | | | | | |
| DIAMOND CREEK |  |  |  |  |  |  |  |  |  |  |  |  |  |  |  |  |  |  |  | | | | | | | | | | | |
| DIAMOND CREEK WOMEN'S |  |  |  |  |  |  |  |  | | | | | | | | | | | | | | | | | | | | | | |
| ELTHAM |  |  |  |  |  |  |  |  |  |  |  |  |  |  |  |  |  |  |  |  |  |  |  |  |  |  |  |  |  | |
| EPPING |  |  |  |  |  |  |  |  |  |  | | | | | | | | | | | | | | | | | | | | |
| FITZROY STARS |  |  |  |  |  |  |  |  | | | | | | | | | | | | | | | | | | | | | | |
| GREENSBOROUGH |  |  |  |  |  |  |  |  |  |  |  |  |  |  |  |  |  |  |  |  | | | | | | | | | | |
| HEAT |  |  |  |  |  |  | | | | | | | | | | | | | | | | | | | | | | | | |
| HEIDELBERG |  |  |  |  |  |  |  |  | | | | | | | | | | | | | | | | | | | | | | |
| HEIDELBERG WEST |  |  |  |  |  | | | | | | | | | | | | | | | | | | | | | | | | | |
| HURSTBRIDGE |  |  |  |  |  |  |  |  |  |  |  |  |  |  |  | | | | | | | | | | | | | | | |
| IVANHOE |  |  | | | | | | | | | | | | | | | | | | | | | | | | | | | | |
| KEILOR |  | | | | | | | | | | | | | | | | | | | | | | | | | | | | | |
| KEON PARK |  |  |  |  |  |  | | | | | | | | | | | | | | | | | | | | | | | | |
| KILMORE |  |  |  |  |  |  |  |  |  |  |  |  |  |  |  |  |  |  |  | | | | | | | | | | | |
| KINGLAKE |  |  |  | | | | | | | | | | | | | | | | | | | | | | | | | | | |
| LA TROBE UNIVERSITY |  |  | | | | | | | | | | | | | | | | | | | | | | | | | | | | |
| LALOR |  |  |  |  | | | | | | | | | | | | | | | | | | | | | | | | | | |
| LAURIMAR |  |  |  |  |  |  |  |  |  |  |  |  |  |  |  |  |  |  |  |  |  |  |  |  |  | | | | | |
| LOWER PLENTY |  |  |  |  |  | | | | | | | | | | | | | | | | | | | | | | | | | |
| MACLEOD |  |  |  |  |  |  | | | | | | | | | | | | | | | | | | | | | | | | |
| MERNDA |  |  |  |  |  |  |  |  |  |  |  |  |  |  |  |  |  |  |  |  |  |  |  | | | | | | | |
| MILL PARK |  |  |  |  |  |  |  |  |  |  | | | | | | | | | | | | | | | | | | | | |
| MONTMORENCY |  |  |  |  |  |  |  |  |  |  |  |  |  |  |  |  |  | | | | | | | | | | | | | |



Northern Football Netball League

Office: Unit 11,

10-14 Simms Road, Greensborough

Post: PO Box 405, Greensborough, VIC, 3088

Phone: (03) 9435 8228

Fax: (03) 9432 0147

Web: www.nfnl.org.au

ABN: 86 607 912 971

