



Northern
Football League

ANNUAL REPORT 2013



CONTENTS

3.....	Mission Statement
4.....	Chairman
6.....	CEO
8.....	Football Operations
9.....	Junior Competition
10.....	Umpiring
11.....	Netball
12.....	Media
14.....	Division 1 Review
18.....	Division 2 Review
22.....	Division 3 Review
25.....	Team Listing
26.....	Teams of the Year
29.....	Division 1 Awards
30.....	Division 2 Awards
31.....	Division 3 Awards
32.....	Netball Awards
33.....	Netball Ladders
34.....	Junior Ladders
39.....	Junior Best and Fairest
40.....	Junior Finals
42.....	Metro Championships
43.....	AFCA Coach of the Year
44.....	League Honourboard
48.....	Financials
63.....	League Directory



SPONSORS AND PARTNERS





MISSION STATEMENT

The Mission of the Northern Football League is that we will organise, develop and grow a quality Australian Rules Football competition for the enjoyment and benefit of participants and communities through the northern region of Melbourne.

We will create and sustain an environment in which all clubs and individuals can aspire and reach their full potential in a healthy.



NFL BOARD



(left to right):

Dean Philpots (Chairman),
Nicolina Lademann, Geoff Dempster,
Harry Gasiamis

Jeff Parkes, Peter Myers,
Stell Pruscino



This page: Fitzroy Stars coach Travis Hodgson chats to forward Damian Walker.

Following page: Eltham was the only club to have all three senior teams play finals.



On behalf of the board of directors of the Northern Football League, I present the League's Annual Report for 2013.

Football

Another NFL season – full of positive comments in regards to the standard of football in the northern region – has been completed. Clubs continued to look within their junior ranks for senior players to strengthen their list, and also looked to attract talented footballers from other competitions which brought an added level of excitement to the NFL in 2013.

The season ended in thrilling circumstances, as Bundoora kicked the last 11 goals of the Division 1 Grand Final to secure its second top-flight premiership in three years. Trailing by as much as 47 points midway through the third term, the Bulls rallied to claim a 29-point win over Montmorency. The Magpies – who finished atop the ladder at the conclusion of the home and away season – were looking to end a 34-year premiership drought, but just couldn't hold off the fast-finishing Bulls. Whittlesea won the right to return to Division 1 after only one year back in second division, following a 19-point Grand Final victory over Fitzroy Stars. It was the Stars' first Grand Final appearance since joining the NFL and a huge crowd was in attendance for the history-making day. The Division 3 Grand Final will long be remembered as Panton Hill claimed the premiership in a thrilling one-point result over Watsonia. The victory marked the Redbacks' first senior premiership since 1955 – ending a 58-year wait for the club's devoted fans. It was a fitting end to an extremely competitive season in Division 3. The standard of football continues to grow rapidly in third division, which has contributed very much to the improvement of the league as a whole.

Junior football again saw growth following the inclusion of new club, West Ivanhoe. The addition of the Roosters marked the third successive season a new club has joined the NFL's junior ranks. Season 2013 also continued to see the narrowing of winning margins across the junior competition as grading embeds itself into yearly operations. Unfortunately at times junior football also brought the NFL under the microscope for the wrong reasons. Clubs do a tremendous job providing an enjoyable environment for youngsters to participate in football. The NFL will continue to work closely with clubs and umpires to ensure junior football remains at a level in which it is enjoyable for all who play and watch. Next season will see the introduction of the new AFL Victoria junior match policy to help with the development of all players aged 10 and under.

One of the major changes to the junior competition this season was the expansion of the Youth Girls competitions, which moved to a Sunday timetable to become part of the regular junior fixture. The continued

growth of female football saw the number of NFL girls' football competitions expand from one to three, with the league this year running Youth Girls competitions at Under-13, Under-16 and Under-19 age levels.

Netball

Our netball competition is continuing to grow and, after another successful season, a new junior competition commenced on October 25 – the first of its kind in our league. The expansion of the netball competition in 2013 concluded with the formation of a new entity to the league – the Northern Netball League (NNL). This will allow netball clubs more autonomy and assist with the continued development of our sporting clubs. Our competition in 2014 should see netball played at three venues, following the recent booking of the Diamond Creek Netball Stadium. 2014 will also see the competition re-affiliate with Netball Victoria which will assist in the requirement and development of our umpires amongst other important areas.

Club Committees/Volunteers

Thank you to all those people who worked in a club committee position or in a voluntary role as one of many who help their club out on a weekly basis. Each year it seems that more roles are required to be performed by club volunteers, as costs and time associated with running clubs increase. Without the numerous volunteers, many clubs would struggle to provide the on-field and off-field support needed to run successfully.

Barling Reserve

Stage 1 of the Barling Reserve development continued in 2013 and should be completed before the start of the 2014 home and away season. Stage 1 is generally referred to as the Participation Stage as it will allow the NFL the use of the playing fields supported by suitable facilities for teams. It will also provide an opportunity for the NFL umpires to move into a more permanent environment.

Umpires

To the Northern Umpires Association – thank you for your continued support of the NFL and its member clubs. The umpiring talent continues to grow within our league, evidenced in recent times by the number of umpires who have moved on to a higher level of football. Thank you to Head Coach of Umpiring, Kevin Smith, and his fellow coaches for your work during the 2013 season. Kevin puts in as many hours as anyone within the league, his commitments including umpire training, development, and appointments. It is a large job keeping so many happy and engaged within our competition, so thank you Kevin on a job well done.

Tribunal/Match Review Panel/Appeals Board/Mediators/Investigators

Another fine group of people supporting our competition in the roles they perform. Thank you very much for your time and effort throughout the year.

NFL Administration

Season 2013 was a period of growth for our league under the leadership of Jeremy Bourke, who has worked tirelessly to improve our brand within our community. Jeremy's knowledge of the rules of the game has helped the NFL to improve greatly over recent seasons. While it is great to see him progress his career following his appointment as Regional General Manager of the newly created AFL South-East Commission, his departure is certainly a loss for our league. Ron McKeown's work in football operations, particularly with the junior representative teams, has been great. Ron's tireless work with the junior representative program over the past two seasons has enabled the league to dramatically improve its performances at the Metropolitan Junior Championships. Samuel Zito has had another brilliant year with our media operations. The energy shown by his media team has been second to none and his follow up with club and league stories has enhanced the coverage of the NFL both within and outside our region. Delwyn Berry has her hands full throughout the year with day-to-day administration work and management of the netball competition and her results are outstanding. A big thank you to the other part-time NFL staff that help with league administration, including Tracey Goss, Byron Smith and Brad Emmett. AFL Victoria development staff continue to work alongside our NFL staff within the league's headquarters. Thank you Phiv Demetriou and Tom Delahunty for the support provided to the NFL and its clubs, be it general advice or the implementation and management of AFL programs.

Sponsors and Partners

The ability to provide all the resources required to run our competition is very dependent on the quality of sponsors and partners that can be attracted to the NFL. The NFL sincerely thanks:

Delphi Bank, Yarra Valley Water, AFL Victoria, Balfours, Buffalo Sport, Carlton Football Club, Coca Cola, Cyan Press, Dynamic Footy Skills, Fit Health Insurance, Hot Sublimation, James Boag's Draught, KMR Safety First, Luckman Catering, Madison Sport, Medallion Club, Northern Blues Football Club, Northern Knights Football Club, Plenty Valley FM, Red Onion Creative, SEN, Sports HQ, Technika, Victor, WaterMarc Banyule and Winning Edge Presentations.

Their contribution towards the NFL ensures that close to 10,000 participants get the best support possible in their individual pursuits on and off the sporting arena.



Board of Directors

Thank you to Geoff Dempster, Harry Gasiamis, Nicolina Lademan, Peter Myers, Jeff Parkes and Stella Pruscino for your support throughout 2013. As with the majority of volunteers involved in our competition, you find time to support the NFL and its goals and that is very much appreciated. I thank you for your personal support of me as Chairman as I tried to get accustomed to the role in my first year in the position.

Conclusion

I again would like to acknowledge that there are many who contribute to the success of the NFL directly or indirectly and their support of our community is very much appreciated. I feel the NFL has stabilised as a competition and now is the time to expand over the coming years. Alongside of growth, we need to ensure the NFL is financially stable, invest in further coaching development and find the next senior club(s) for our senior competition.

Dean Philpots
Chairman



Let me say what an honour it has been to lead the administration of the Northern Football League (NFL) for the past three seasons. 2013 has again produced a dynamic, competitive and engaging season with many twists and turns right to the very end. Highly entertaining and even finals matches were a highlight in the majority of grades and record attendances created an electric atmosphere. All three of our finals series (junior, senior and netball) produced record attendances with the numbers for netball and the senior finals well and truly surpassing previous highs.

The stated vision of the NFL through its current Strategic Plan is *"to be recognised as a leader in the provision of innovative, professional, family-oriented community sport"*. In 2013, the league has again taken significant steps to achieve that vision. Innovation continues to be one of the factors which stand, driving the growth in the NFL brand with a number of initiatives being implemented or enhanced. The league's live scoring project, the creation of the Northern Netball League, new age classifications in girls football and enhancements to the NFL's match filming program,



including the match review panel, highlight some of the key innovations in 2013. The league has many innovations planned for 2014 and beyond, including paperless reporting for clubs and umpires, junior netball competitions, senior and netball representative matches as well as the procurement of Barling Reserve as a league venue.

The Northern Football League continues to build on its enormous community contribution, both economically and socially. From a financial perspective, the league has recently commissioned surveys to quantify some of the tangible benefits the NFL provides. The results show that finals matches at Preston City Oval alone contribute nearly \$500,000 to the local Darebin economy and 75% of the revenue is derived from visitors to the municipality. There is no doubt that in trying economic times, this revenue provides a nice boost to local traders. These considerations must be taken into account by stakeholders when discussions around facility development, access, support and resources are undertaken.

The reputation of the league from an on-field perspective continues to grow. The standard of competition right across the grades has never been higher and the conduct of players and officials has never been better. Although the competitive balance (average winning margin) of Division 1 increased slightly from 32.4 points in 2012 to 38.8 points in 2013, never before in the NFL has the relegated Division 1 team won four matches in a season, which Epping achieved this year. Division 3 recorded its most competitive year since inception with an average winning margin of 42.1, compared to 49.8 in 2012 and well down on the 62.43 points recorded in 2010. Division 2 was slightly higher on 2012 with 49.3, up from 46.8; however this is well down on previous years including 70.4 in 2010 and 63.3 in 2011. Overall, an average winning margin of 43.4 across all three senior divisions (43.1 in 2012, 50.2 in 2011 and 56.6 in 2010), shows the NFL is one of the most even and dynamic competitions in community football.

With regards to the conduct of players and officials, it is pleasing to see that reports and the issuing of yellow cards continue to decline. In the senior division, reports in general were down by 25% and reports due to "violent" acts (i.e. striking, elbowing etc.) were down by 30%. Certainly, the filming and broadcasting of matches is having an impact, with players' indiscretions not only answerable to the match day officials but also to the match review panel. It was also pleasing to see a continued decline of indiscretions at junior level, with a 10% reduction on the back of a 30% drop the previous year. Since 2010, yellow cards have halved in the junior division and with continued emphasis on the match day environment, the expectation is the need for umpires and league officials to deal with unruly players, officials and parents will continue to decline.

The NFL's netball division enters an exciting phase with the inauguration of the Northern Netball League (NNL). For the first time, the NFL's netball division will be opened up to incorporated clubs who may not necessarily have affiliations with NFL clubs. Netball has been one of the great success stories in the short history of the NFL and with netball now having its own identity, the NNL will have the resources and reaches to further develop and flourish. The NNL will run a pilot junior program over the summer period with a view to establishing an official junior competition to run in parallel with the existing senior competitions in 2014. Also in 2014 will be the addition of a new venue in the Diamond Creek Community Stadium. This showpiece stadium will only add to the attractiveness, convenience and standard of the NNL and provide great development opportunities. Once again, it was terrific to see record numbers of spectators attend our netball finals which were held at Parade College for the very first time.

Once again, another year heralded the introduction of another club to the NFL in the West Ivanhoe Junior Football Club. The club has proven itself a wonderful addition to our community and its drive, enthusiasm and sense of community is delightful to witness. The pace of demographic change within the club's region has caught everyone by surprise and it is fantastic to see new clubs evolving in areas where not so long ago there was an air of despondency around participation numbers. It was also great to see another one of our newest clubs, Laurimar, take out the Junior Club of the Year award. In only its third year, the leadership, community engagement and levels of compliance on and off the field shown by the club had it a deserving recipient of the honour. Watsonia Sporting Club was awarded the Senior Club of the Year; an award which heralds an exciting time for the club. With a change of on-field fortunes and the prospect of a junior division in 2014, Watsonia looks to be a club well and truly on the move.

Financially, the league continues to strengthen and develop revenue opportunities whilst investing significantly into the brand, resources and development. The league will this year report revenue of over \$2 million for the very first time and our key objective remains to maintain a negligible year-to-year impost on clubs with regards to affiliation fees, umpire fees and league services and events. The league is building an imposing partnership profile and their commitment and support of the NFL brings with it much needed non-club revenue. We would like to thank and acknowledge the following partners for their continued and valued support: Yarra Valley Water, Delphi Bank, Cyan Press, Technika, SEN 1116, James Boag's, Winning Edge Presentations, Red Onion Creative, Hot Sub, Buffalo Sports, Sherrin, Balfours Pies, Coca-Cola, Victor Sports,

KMR Safety First, Madison Sports, Narellan Pools, Dynamic Footy Skills, La Trobe University, Carlton FC, Northern Blues, Luckman Catering, Fox Pulse Sports, Medallion Club and Scotchmans Hill Wines.

The NFL continues to make significant contributions to the community and particular charitable causes and awareness campaigns. Through 2013, our support of the White Ribbon Foundation, Zaidee's Rainbow Foundation, Boots for All and FIDA ensures the NFL continues to assist in the awareness and promotion of targeted campaigns through our sizable and well-connected community. Our clubs individually support a number of different charities and the combined contribution from NFL clubs runs into hundreds of thousands of dollars. The league will focus on community support programs once again in 2014 covering (and not exclusive to) areas such as mental/physical health and wellbeing, life skills, awareness campaigns and social responsibility.

I must congratulate the staff of the NFL for their diligence and dedication to their roles not only this year but right throughout my time here at the NFL. The league is extremely fortunate to have the calibre of individuals it has and their ability to work as a team has been a highlight. The pride each staff member has for the league is infectious and provides a dynamic place to work. Delwyn Berry (Netball and Tribunal Manager) has been a terrific servant of the league for some time now and her role continues to evolve. Her work in driving the netball division has been outstanding and her management of the tribunal process in 2013 has been invaluable. Ronnie McKeown (Operations Manager) has really found his feet in operations and his work within the representative programs and grading and fixtures has been exceptional. Samuel Zito (Media Manager) and his team of volunteers within the media department continue to place the NFL at the top of community sport coverage and Kevin Smith (Head of Umpiring) has developed an umpiring group the envy of other leagues and one that produces the most consistent level of performance in local football. To our part-time staff in Byron Smith (Finance Manager), Tracey Goss (Administration) and Brad Emmett (Administration), I thank you for your efforts in ensuring all aspects of league operations run as smoothly as possible.

AFL Victoria continues to support the NFL with dedicated resources in Phiv Demetriou and Tom Delahunty, under the leadership of General Manager Grant Williams. As an affiliate, the NFL enjoys access to resources we would otherwise not be able to procure or finance. The nature of our relationship enables us to benefit from our own governance and self-determination whilst being connected to industry representation. Phiv and Tom continue to provide education and services across a wide range of responsibilities, including coaching,



Watsonia was named the 2013 Senior Club of the Year.

Auskick, club development, skill development and multicultural engagement.

The NFL is indeed fortunate to have a hardworking team of directors dedicated to the growth and development of our league. The board continues to shoulder many responsibilities that a small administration team requires assistance with and the board this year welcomed its first ever female chair, with the election of Stella Pruscino to the junior portfolio. Stella's knowledge, enthusiasm and engaging nature has certainly been a positive asset. Dean Philpots (chairman), Harry Gasiamis (deputy chairman) and the rest of the NFL Board of Directors, I thank you personally for the enthusiasm, passion and dedication you have to the league. The board has been extremely supportive of initiatives brought before it by the staff of the league and the dynamics and skill sets within ensure the future direction of the league is in accomplished hands.

As has been constantly reinforced, continual improvement is something that we have always

strived for within our offices and something we hope is reflective within clubs. The NFL brand continues to grow inside and outside of our league boundary and the NFL now enters an exciting era of growth in participation and resources. Along with growth, sustainability within the existing framework is critical and clubs must ensure they operate within their means. The league must also ensure clubs are accountable and those that place other priorities above their existing obligations will find themselves being impacted by those choices.

In closing, I would like to thank all NFL stakeholders for their support of this great league. Again, it has been an honour to serve the NFL and I look forward to following the fortunes of its members into the future. I look forward to successful representative campaigns and the continual development of the league as a leader in community sport.

Jeremy Bourke
Chief Executive Officer



FOOTBALL OPERATIONS

As the 2013 season ends, I would like to commend all clubs in the Northern Football League for another outstanding year of football.

The junior finals series once again saw almost every club in the league represented, with teams from all but three clubs vying for finals success. All games I was fortunate to watch were played at a very high standard and the sportsmanship displayed by most clubs was the highlight of the finals series. The closeness of many of the Grand Finals showed the success of grading and that we have outstanding talent running around in our league.

In the senior competition, Division 3 finals were again held at North Heidelberg's Shelley Reserve and Epping Recreation Reserve – both fantastic venues for finals football. We saw Panton Hill and Watsonia play off in both the senior and reserves Grand Final, where the spoils were shared. Panton Hill capped off a fantastic year by taking home its first senior premiership cup in 58 years following a thrilling game – touted as the best of the finals series – that was decided by a solitary point. Meanwhile, Watsonia took the reserves premiership cup back to A.K. Lines Reserve after a close win.

Division 2 finals were held at three venues – Lalor Reserve, Eltham Central Reserve and Preston City Oval – and once again this was a fantastic finals series which eventually saw Whittlesea emerge victorious. Coming off a tough year in Division 1, the Eagles were able to regroup on their return to the second division and were very worthy winners of the flag. They now face the challenge of going back up into Division 1 in 2014, knowing what to expect having featured in the top flight in 2011 and 2012. Congratulations also to Diamond Creek reserves, who claimed the premiership for the second year in a row, and to Whittlesea under-19s on their premiership.

Division 1 saw a fantastic finals series by all clubs involved and concluded with one of the most remarkable Grand Finals imaginable. Every team who participated in the 2013 finals series took the standard of football within the NFL to another level. The talent that was on show in the Division 1 Grand Final was outstanding and the display put on by both teams was a credit to not only the 44 players, but their clubs as well. An amazing come from behind win by Bundoora had to be seen to be believed, rallying to win by 29 points after trailing by as much

as 47. Congratulations also to Heidelberg reserves and West Preston-Lakeside under-19s for their wins on Grand Final day.

We had good attendance numbers at all games across the finals series and all three Grand Final crowds were outstanding. The large crowd numbers ensured a memorable experience for spectators and players alike. Any spectator who attended any of our Grand Finals definitely received value for money and the players put on a great show. A big thank you to Phil and Sue Aston and all of their staff for their hard work, which ensures our finals series run smoothly each year.

To Kevin Smith and his team of umpires, the thanks of the entire competition go out to you for your dedication to the job and upholding the spirit of the game. In a sometimes thankless and very high pressured job, your dedication and commitment was faultless once again. The umpiring was outstanding throughout the regular season and again in the finals series.

This season's Tackers Day lightning premiership was played in much better conditions than last year. Once again the event was held at J.C. Donath Reserve, the home of Keon Park Football Park. A huge thank you and well done to Michael McAuliffe and all the volunteers from Keon Park who handled this very busy day wonderfully well. A big thanks to Kevin Smith and Darren Agnew for co-ordinating all the umpires on the day and thank you to everyone who participated.

Our independent tribunal members have a very difficult job each week but play a major role in the direction we want the league to head. Thank you to those who sat on tribunal panels throughout the 2013 season.

The junior representative program had another improved series, with our under-14s, under-15s and Youth Girls teams winning five matches and very competitive in most other games in the Metropolitan Championships. The under-13 teams found the going tough against the Yarra Junior Football League and South Metro Juniors in a round-robin carnival held over the Queen's Birthday weekend, however these boys now understand what representative footy is all about and know what they can expect going forward.

A huge thank you to all the coaches who assisted the representative program this season. Your



continued support of this program is very much appreciated and you all do a great job. Thank you to all the parents who helped out as team managers, trainers, water carriers or runners. It is impossible to run these programs without your support and assistance. Well done to all the players who represented the league and we look forward to seeing your continued development in coming seasons.

Congratulations to all 2013 premiership players, coaches and support staff and to all competition trophy winners in their respective divisions and age groups. Well done also to all players and coaches selected in the Division 1, 2 or 3 Teams of the Year.

I would like to take this opportunity to thank Jeremy Bourke for all of his support and tutelage in my role. I have learnt so much in such a short time and wish you all the best in your new role. To Delwyn Berry, thank you so much for the patience and support you have given me again this year. Samuel Zito, your broadcasts of NFL games, publication of The Northerner every week and presentation nights were once again first class. Well done on a great year. Tracey Goss, thank you very much for your assistance throughout the year and for keeping the umpires sorted.

Last, but definitely not least, thank you the volunteers at every level and in every aspect of the competition. Without you there would be no teams, no clubs and no competition.

Ron McKeown
Football Operations Manager



JUNIOR COMPETITION

In 2013 the NFL experienced exceptional growth at a rate of 9% in the number of teams competing – the highest percentage growth of all metropolitan junior competitions. With the addition of West Ivanhoe, the NFL has had four new junior clubs enter the league in the past three years.

Following the growth in team numbers, 209 sides competed in the NFL junior competition, the greatest number of teams in the history of the league.

Although we fielded record numbers in the under-10s and under-12s age groups, and recorded an increase in the under-17s, we saw a decline in team numbers in the under-14s and the under-16s. As such, the number of competing sides and players over the age of 15-years-old continues to be a focus for our strategic growth.

On field, the behavioural standard of players and officials continues to improve and with stricter controls by umpires and the league, the number of yellow cards and reports continues to decline. The number of cards and reports has halved since 2009 – an amazing effort for all concerned. With a current rate of one yellow card for every 10 matches played, ensuring on-field behavioural standards are maintained will be a key priority for the league moving forward.

Off field behaviour also came to the forefront in 2013 with the increased use of social media by clubs and their members. Social media when used

most effectively is a conversation between users and is therefore open to comments, both good and bad. The NFL this year dealt with an increasing number of incidents where online discussions and posting of online content caused distress to individuals or groups of members within our sporting organisations. All clubs should have a social media policy which promotes guidelines for responsible social media use and outlines how offensive or discriminatory comments will be dealt with and disciplined if appropriate.

Members and their families must be aware that their actions on social media may have serious consequences. Negative comments and images, bullying, criticism and sexist or derogatory remarks not only impact negatively on the people they are about, they reflect badly on the individual making the remarks and the club they represent.

In 2013 the NFL Junior Representative Program continued the approach that was introduced in 2012, in regards to coaching and player selection. Instead of the program being primarily about development, much more time is now spent gathering feedback from teams and club coaches to ensure we field the best possible teams. The outcome has been extremely positive and we have received much better results in the Metro Championships – winning 12 matches over the past two years as opposed to one in 2011.

Our partnership with the Northern Knights continues to grow and improve and the work of NFL football operations manager Ron McKeown and Northern Knights' region manager Peter Kennedy, along with NFL club coaches and support staff, has ensured our representative program is moving forward in the right direction.

The youth girls competition entered its third season in the NFL in 2013 and the number of teams more than doubled from eight to 15. This was a direct result of the youth girls competition expanding to three age-specific divisions (under-13s, under-16s and under-19s) as opposed to the all-encompassing Youth Girls competition that was played during the 2011 and 2012 seasons.

The NFL had another year where Level One accreditation was achieved by all coaches. I would like to thank AFL Victoria for their coaching programs. In particular, I wish to thank Northern Region community development manager Phiv Demetriou for all the effort he puts into our region to ensure our coaches are provided with support and help. Junior coaches are our most important resources as they determine so much of the behaviour within the NFL. During 2013 Phiv also surveyed all junior clubs in order to prepare a Junior Club Evaluation Report for the NFL, providing an insight into the strengths and support requirements that our clubs have. This report will be distributed to the clubs for further action in 2014.



2013 delivered another year of growth for Auskick and our centres continue to provide opportunity for players and families to move smoothly from the Auskick program to the competitive football arena of the NFL. Northern Region community development officer Tom Delahunty has worked particularly hard to ensure the Auskick program continues to grow within our region.

Due to the efforts of NFL director of umpiring Kevin Smith and junior umpires coach Darren Agnew, each year umpire numbers are steadily increasing and we truly are seeing an improvement in the quality of our junior umpires.

Behind the scenes, the board of the NFL has applied a more conscientious focus on the junior division and the creation of a junior advisory panel has assisted in the maintenance of that focus. We firmly believe we now have an administration the envy of other community sports and leagues, the benefits of which will become more evident in the coming seasons.

2014 will bring about new developments with the launch of the AFL Junior Match Program and a new under-8 competition – both aimed to provide children with a fun, safe and positive experience through a well structured match program and an emphasis at further developing the basic game specific skills.

Finally, I would like to thank the following; The staff of the NFL, in particular our outgoing CEO Jeremy Bourke, for their commitment and diligence to our goal of being Victoria's leading community sporting organisation; everyone involved in the junior competition at club level for their commitment and drive in ensuring our players have the most enjoyable and memorable experiences through their football journey.

The reputation of our league is built on the success and actions of our clubs, which are each significant organisations, providing a positive environment for the people involved, be they young or old.

Stella Pruscino
Junior Chair



Research fielded nine junior teams in 2013.



UMPIRING

The Northern Football League umpiring group continued to grow number wise in 2013 and has seen increases in the number of field, boundary and goal umpires over the past six years. It appears the ratio of umpires to teams playing in the league provides us with the highest ratio of any league in Australia. This has ensured all matches have officially appointed field umpires and, where appropriate, boundary and goal umpires.

Attendance at training in 2013 went through the roof with as many as 170 umpires on the track on a number of occasions, with an average throughout the season around 130. This is great, however there are too many umpires leaving during and after each season. Of course there will always be umpires leaving any umpiring group and for good reasons, but in the NFL for every three umpires recruited, there are two others not returning.

In my six seasons at the league there have been 631 join the group and 407 umpires leave. Retaining even 25% of those leaving would have been so good. We need more young umpires to want to remain as umpires in our league which will result in a better depth of higher performed umpires. In the 2013 season, 120 joined our group and 66 did not return from 2012 and this amounted to our best retention rate for some time.

Whilst the NFL administration is only too happy to carry out its responsibilities in regard to retaining and recruiting umpires, it is necessary that clubs too work hard to provide an ever improving game day environment that will have umpires wanting to continue in the league.

I am aware there is every chance a number of experienced and well performed field umpires will not be returning in 2014 and this is going to greatly impact on our performance.

The number of female umpires has grown to 30, or 8.4% of the group, which I feel is great and in 2014 there will be steps taken to try and increase this number.



The quite expansive local schools program of addressing assemblies and smaller groups of students continued in 2013 and again proved productive. The delivering of the Basic Umpiring Course in a number of schools in the league's area continued successfully and this generated good interest in umpiring among students.

An Umpire Academy at St Helena College began in 2013 and students there received coaching at the school which was a great boost to our umpiring numbers. At this time, another school has made known its interest in having an Umpire Academy in 2014.

The finals performance of umpires was once again outstanding and contributed to the high standard being achieved by competing clubs and the manner in which the football was played. The efficient umpiring performance seen in finals matches was once again positively impacted by the league extending its three umpire system for both field and boundary umpires.

More umpires are now able to take part in not just a finals match but also in a Grand Final which continues to be a real boost to the group and assists in the good conduct of matches. The under-19 finals continued to provide opportunity for those umpires who are in the formative years.

Umpiring too has an accreditation program and the league had 68 field, boundary and goal umpires nominate for Level 1 in 2013.

Two field umpires, Lucinda Lopes and Daniel Philp, have received an invite for trial with the VFL for the 2014 season and these seem likely to be promoted to its list.

I would like to thank Tom Skinner and Andrew O'Neill (fitness coaches), Denis Davis (Sunday juniors coach), Darren Agnew (juniors appointments and observer), Brad Letson (goal umpire coach) and Doug Armstrong (boundary umpire coach) who worked so diligently and successfully throughout the season. A big thanks too to Brian Moore who worked across all disciplines to assist in the smooth running of umpiring and David Kuchmar, Graeme Williams and Shane Herbert who carried out observing duties.

To these, along with all those who supported each of the coaches and others who carried out Sunday observations and mentoring, your magnificent efforts were appreciated and resulted in many umpires having a feeling of being supported and showing a significant improvement.

NFL CEO Jeremy Bourke and operations manager Ron McKeown totally supported umpiring and were always happy to discuss umpiring matters and to give assistance when needed. Umpiring continued to progress with Jeremy as CEO and his professionalism and innovation will be missed and I wish him all the best in his new role at AFL Victoria.

Each of the NFL staff also contributed to umpiring in some way on a daily basis and I am thankful for this. Tracey Goss worked tirelessly on umpiring matters



and Delwyn Berry was involved in umpiring on general administration matters, while media manager Samuel Zito made himself available when I needed his assistance. It is true to say I always knew the league board was supportive and interested in umpiring.

The NFL continued to fund, among other things, umpire accreditation courses, an electronic umpire appointment system and the group's appropriate training facility at Parade College and these all impacted on an appropriate umpiring environment.

Tony Mahoney continued as the Northern Umpires Association (NUA) president and the association supported both myself and the umpiring group by doing whatever it could to assist in providing an appropriate umpiring environment. Among other things, it arranged for the provision of meals and refreshments after training, put forward social activities and both the junior and senior presentation night were a big success. Arranging an experienced umpire as an advocate for umpires attending the tribunal was an important role it continued to perform and I want to thank the association for its efforts throughout 2013.

I want to congratulate all those umpires who received a finals appointment of any kind, especially a Grand Final appointment as they will have deserved it. I want to especially congratulate those umpires who umpired the Division 1 A-Grand Final in such an efficient and professional manner – field umpires Nathan Lessels, David Cameron and Daniel Compton, boundary umpires Heath Mitchell, Emmet Brasier and Josh Forner and goal umpires Matt Lafite and Vic Filipou.

Field umpire Andrew O'Neill, who was appointed to the Division 1 A Grade Grand Final but had to pull out due to injury, received an award for Most Outstanding Umpire for 2013 at the NFL presentation night. Another field umpire, Daniel Philp received the Most Improved umpire award.

The umpiring group is scheduled to move to Barling Reserve in Plenty Road, Reservoir in 2014 where renovations and extensions are currently being carried out to the existing pavilion and facilities.

Kevin Smith
Director of Umpiring



NETBALL

The 2013 season marked the sixth year of the Northern Football League's netball competition, and once again it proved to be a hugely successful season.

Participation in netball continues to grow rapidly throughout the northern region and our netball competition now provides females of all ages the opportunity to play netball within their local area.

Given the success of the competition since its inception in 2008, an historic decision was announced in September with the inauguration of the Northern Netball League (NNL). This will enable netball to have its own identity within our community and allows us to implement greater resources to develop netball in the northern region.



In a first for our competition, this season we ran a pre-season tournament which attracted five teams to Parade College each Friday night during March and early April. Played in a round-robin format, Northcote Park was the inaugural winner of the tournament and we look forward to again running an expanded format next season.

The winter season was again a raging success, with the competition expanding for the fifth consecutive season. In 2013, 44 teams played across six separate sections with matches played at RMIT Bundoora and Parade College. The competition will also move to a third venue in 2014 after we reached an agreement to also play matches at Diamond Creek Community Stadium. The ability to play out of the showpiece arena is a huge advancement for our competition.

Record numbers witnessed the 2013 netball finals, with all matches played at Parade College. The first week of finals provided a thrilling opening with two semi finals decided in extra time, after scores were tied at the conclusion of regular time. The close games continued right throughout the next two weeks of finals, including Grand Final night where four of the six Grand Final results were decided by less than five goals, and all six matches decided by less than 10 goals.

Diamond Creek Red claimed its fourth-successive premiership in Section 1 – meaning the club has now won five of a possible six premierships since competition began in 2008. Whittlesea A reversed a second semi final loss to Heidelberg Tigers to claim the Section 2 flag, while St Mary's A and St Mary's B won respective premierships in Section 3 and Section 5. The Grand Final wins gave St Mary's its first pieces of silverware since joining the NFL in 2010 – making Grand Final night an unforgettable one for the club. Lakeside claimed consecutive titles in Section 4, while history was also made in Section 6 where Fitzroy Stars claimed the premiership and, in doing so, also won their club their first flag since entering the NFL in 2008.

Following the winter competition, a pilot summer junior competition began on October 25. The competition was the first tournament to run under the NNL banner. In 2014 it is hoped the junior competition will run alongside the existing senior competitions.



Still on 2014, where a change to our rules will enable incorporated clubs who aren't affiliated to NFL clubs to join our competition. There have already been a number of expressions of interests from clubs wishing to join our competition and the decision will see our league expanded further next season and in future years.

We will also re-affiliate with Netball Victoria next year which will allow us to offer umpire training and accreditation for umpires within our league and surrounding competitions. We presently have 70 umpires who officiate in our competition and it is hoped that we will shortly be able to develop a netball academy to further assist with the development of our umpires.

I would also like to take this opportunity to acknowledge the wonderful support that umpire supervisor Sue Drummond has provided to our competition since our second year. Sue's tireless work ensures we have the highest standard of umpires available, with many more wishing to come on board. Sue is responsible for all our umpire appointments and recruitment and her hard work is of great asset to our league.

I also wish to thank major partner Yarra Valley and their "Choose Tap" campaign which is the naming partner of our netball competition. Also, many thanks to Narellan Pools who each week provided two \$50 EFTPOS cards to present to the best player on court in two nominated matches.

Following a hugely successful year for netball in our competition, I look forward to the 2014 NNL season with great anticipation.

Delwyn Berry
'Choose Tap' Netball Manager



MEDIA

The Northern Football League's media coverage took another significant step forward in 2013, with a number of new initiatives ensuring the league received greater exposure than ever before.

By producing more media content – particularly digital content for the league's website – the league was able to attract far greater reach, ensuring our brand name continued to build within our community and also in areas outside our region.

In the digital age, the league's website is one of our most important tools and in 2013 a number of new strategies were adapted to ensure our website remained updated with all the latest news and videos to keep NFL fans entertained and informed.

This season the match-day filming program expanded to also cover Division 3 and the replays of all 12 senior matches were uploaded to the league website by Monday afternoon. These replays ensure spectators never miss a minute of NFL action and also provide an extremely beneficial tool for all coaches and players. The success of the program is further evidenced by the number of other metropolitan football leagues who are following our lead and also implementing a filming program through Red Onion Creative.

As a by-product of the match-day filming program, the NFL was also able to establish weekly highlights packages for each of our three senior divisions and a 'Top 5 Plays of the Week' package which proved to be a huge hit with the public. At season's end, the best marks and goals of the season were collated and from there a mark and goal of the year were decided upon. Regular high-flyer Gary Moorcroft claimed the mark of the year, while Macleod's Justin White took out goal of the year.



The introduction of the NFL's live score application ensured fans were kept updated with all the latest scores from around the grounds each Saturday afternoon. The live scores were entered by timekeepers into the SportingPulse-powered application and were then displayed directly to the league website, updating every 30 seconds. The scores were able to be viewed both through a computer or mobile phone – via the NFL's iPhone application – providing easy access for fans either at the football or in the comfort of their home.

Another new feature to the website in season 2013 was the publication of senior team selections each Friday. Clubs were required to have their selected 22 submitted on the league website by midday, as well as name all of their ins and outs from the previous week. This generated great interest and debate ahead of Saturday's games, making for a more exciting build-up to each match day.

NFL TV again proved to be a popular program this season, while Brad Emmett's weekly video interview with the Narellan Pools Player of the Week was also a great success. Meanwhile, the NFL's team of writers provided written match reports on most senior games each weekend, which provided invaluable insight and ensured the league website was updated with all the latest news over the weekend.

The increase and improvement in the content published to the website resulted in a 48.6 per cent growth in traffic to the site, as outlined by data provided by AFL Victoria. The data showed the NFL website received more than 6.7 million page impressions between January-September, the third most impressions of any Sporting Pulse-produced football website in Australia.

The league continued its radio broadcast of the NFL Match of the Day on 88.6 Plenty Valley FM each Saturday, with the team led by Tom Flanagan and Jordan Kounelis and assisted by Leigh Moulden. Each week the callers provided a precise and exciting commentary and their knowledge and commitment to their voluntary job is a precious asset to the league. A total of 28 games from 14 different venues were called on the radio in 2013, including the season opener between Northcote Park and Heidelberg at Bill Lawry Oval on a Friday night and three Sunday games during the finals series.

The NFL weekly football record, The Northerner, maintained its high standards and again provided readers with NFL and club news, features and



previews/reviews. A souvenir A4 size edition was produced on Division 1 Grand Final day and also on junior Grand Final day. This decision proved to be successful and will likely be employed again next year.


An emphasis on driving news through our social media pages was also engaged throughout the year, with many of our fans deriving news from our Facebook and Twitter pages. These pages enable us to share information quickly and also provide an opportunity to connect and interact with our followers.

At season's end the league was recognised with three nominations in the AFL Victoria 2013 Community Football Media Awards. The league was shortlisted for Best Use of Online Media, Best Radio Match Day Coverage and Best Football Column, with the winners to be announced after this report went to print.

It is a great honour to be recognised for such awards and the nominations are thoroughly deserved recognition for our media volunteers who work tirelessly during the football season. For their dedication to the media team and friendship, I wish to thank and congratulate Tom Flanagan, Jordan Kounelis, Brad Emmett, Leigh Moulden, Ramon Pinyataro, Michael Thompson, Jackson Baker, Ben Pascuzzi, Doug Long, Jarrad Conron and Declan Grattan.

Each of this team gives up their time each Saturday and some weeknights for the benefit and promotion of the league. It has been a pleasure having each work for the NFL and I wish to see all of them back on board in 2014 as we continue to boast a media department the envy of many other community football leagues.

Samuel Zito
Media Manager



*This page, clockwise from top left:
Prime Minister Tony Abbott is welcomed to
Mernda Football Club; Ryan Willits had a big
debut year at Montmorency; Diamond Creek with
its fourth successive Section 1 netball flag;
Brent Harvey was a special guest at the junior presentation night.*



DIVISION 1 REVIEW



For all but the final 30 minutes of the 2013 season, Montmorency looked set to break a premiership drought that stems back to 1979. That was before Bundoora intervened.

Trailing by 47 points late in the third quarter of the Grand Final, the Bulls rallied to kick the final nine goals of the game to pinch their second flag in three seasons. In doing so, they stretched Montmorency's long wait for its fifth flag to a 35th year.

The win provided Phil Plunkett with a fourth successive premiership as an nFL coach, after leading Heidelberg to its 2007, 08 and 09 successes when he last coached in the league.

While Plunkett further etched his name into football folklore, centre half forward Cameron Cloke also made history in 2013 – becoming the first player in league history to win a premiership medal, competition best and fairest award and leading goal kicker award in one season.

Bundoora began the season in overwhelming form, downing both Epping and Lower Plenty by triple-digit margins in the opening fortnight of the season. Losses to Montmorency and Northcote Park over the next month had the side sitting in fourth position at Round 6, before a six-game winning run showcased its premiership credentials.

Despite sitting in second place from Round 7 onwards, the Bulls looked like missing out on a double chance in September when they trailed Northcote Park by 35 points during their must-win Round 18 clash. A pre-cursor to their Grand Final comeback, Plunkett's side reversed the deficit to win by 41 before producing the goods in a stunning month of finals.

For Montmorency, a season that promised so much delivered great heartache as the side failed to win the ultimate prize after claiming the minor premiership for the second consecutive season.

Jack Cole returned as senior coach after a two-year stint at Greensborough as the Magpies won their opening 13 matches – which included huge home wins over 2012 grand finalists Heidelberg and Northcote Park. Their winning run ended with a 10-point loss to Macleod and despite three subsequent losses in the month that followed, the Magpies still charged into the Grand Final after a gripping six-point win over Bundoora in the second semi final.

Ruckman Ryan Willits had a huge debut season at Para Rd to finish runner-up to Cloke and Mark Lynch for the Frank Rosbrook Trophy, while skipper Ryan Jackson again proved he is one of the league's premier midfielders.

Despite falling in the preliminary final, it was another highly successful season for 2012 premier Northcote Park – who blooded a handful of youngsters destined to be stars of the future.

Without a host of 2012 premiership players, the Cougars again finished the home and away season in fourth place before rekindling their love affair with Preston City Oval in the opening two weeks of the finals – when they demolished both Eltham and Heidelberg.

Nick Carter won a second successive club best and fairest, while young guns Ben McNeice and Brock McLennan joined skipper Bronik Davies in the Division 1 Team of the Year.

For the first time since 2003, Heidelberg didn't reach the Grand Final, after exiting the finals race in straight sets. It marked somewhat of the end of an era as several veterans retired at season's end following sensational careers in the yellow and black.

The Tigers' season began on a high, with a 38-point win over Northcote Park in an historic season opener under lights at Bill Lawry Oval. Despite two heavy losses to Montmorency in the regular season, the Tigers entered the finals as a genuine flag contender after accounting for Bundoora and the Cougars in three of four regular season clashes.

Recruited from Essendon Doutta Stars, half back Mark Lynch had a huge second half of the season to share the Frank Rosbrook Trophy with Cameron Cloke, while veteran Danny Nolan shared his fourth club champion award with vice-captain Jason Kennedy.

Eltham returned to the finals fray for the first time since 2010 following a second consecutive year of improvement. The Panthers' season got off to a poor start as they lost five of their opening six games before a mid-season revival pushed them inside the top five at Round 11. Finals again looked out of the equation following a loss at Epping in Round 14, before three wins in succession – including a 32-point victory over Bundoora – handed them a finals berth.

Macleod was the hard-luck story of the competition in 2013, missing out on the finals by the narrowest possible margin. A draw with Greensborough in Round 18 consigned the Kangaroos to sixth place, where a win of any margin would have enabled them to leapfrog Eltham in fifth position.

In their best season since returning to Division 1 in 2010, the Kangaroos beat three of the top four teams, the exception being Bundoora who they fell to by five points. Ultimately, it was Macleod's inability to beat the sides around it on the ladder which cost it a finals place – managing just one draw and five losses from six matches against Eltham, West Preston-Lakeside and Greensborough.

An inordinate amount of injuries saw West Preston-Lakeside miss out on finals action for the first time since 2009. The long injury list forced first-year coach Frankie Raso to use more than 50 players in the senior side during the year. Given the large exodus of key senior players in the lead up to the 2013 season, it was an amazing effort by the Roosters to remain in finals contention right until season's end.

29 years after leading the club to back-to-back premierships, Robert Hyde's return to Greensborough ended with an eighth-place finish – just six points outside the top five. The Boro's season started positively on the back of four wins in the opening seven rounds, before an eight-game winless streak ultimately put paid to their finals chances. Hyde's son, Matthew, crossed from Bundoora to join his father and was clearly the side's best player throughout the year.

Lower Plenty avoided relegation by percentage for the second successive season, this time by a slightly higher 2.9 per cent. The Bears again won four games in Vin Dattoli's first year at the helm, the best of which was a seven-point win at Heidelberg. Darcy Barden and Matthew Vasilevski were standouts and shared the club best and fairest, while a host of youngsters were given senior opportunities.

Epping's life in the top flight lasted only season but, after a slow start, the Blues were certainly deserving of a longer stay. Their four wins came against Lower Plenty (twice), Eltham and West Preston-Lakeside, with three of those victories coming in the final seven weeks of the year. Captain Daniel Moore led the way from the front, while

young tall Sean Bolger impressed in 11 outings and ended the season playing with the Northern Blues.

Despite losing its first final, Heidelberg came from third place on the ladder to win the reserves premiership after winning 13 of its final 15 matches.

West Preston-Lakeside won four consecutive finals to win the under-19 flag, equalling the feats of the Roosters' reserves in 2012. In doing so, they edged out more fancied rivals Eltham and Greensborough, beating the latter by one-point in a nail-biting Grand Final.

2013 DIVISION 1 SENIOR GRAND FINAL

Montmorency	3.9	8.12	13.16	13.16 (94)
Bundoora	1.2	5.9	8.13	17.21 (123)

Montmorency: Best – H Ryan, W Pavitt, B Walton, D Coghill, R Willits, A Chiocci

Goals – W Pavitt 4, J Donaldson 2, R Nayna, A Chiocci, P Fitzgerald, B Haynes, R Jackson, B Walton, J Brooker

Bundoora: Best – B Shaw, K Delbridge, G Moorcroft, M Farrelly, R Dyson, C Varsamakis

Goals – G Moorcroft 6, C Cloke 3, M Farrelly 2, K Delbridge 2, B Shaw 2, R Dyson, T Barbero

2013 DIVISION 1 RESERVES GRAND FINAL

Greensborough	1.5	3.8	4.10	6.13 (49)
Heidelberg	2.1	3.3	7.5	13.5 (83)

Greensborough: Best – C Clark, M Evans, L Gration, D Robertson, R Lambert, T Forster

Goals – M Tarr 2, J Rogers, A Lindstrom, L Gration, L Harbinson

Heidelberg: Best – F Dorbolo, S Logie, A Crispe, D Allan, T Brown, K Andrew

Goals – J Harris 4, H Mozdierz 2, M Sutton 2, S Logie, T Brown, A Young, F Dorbolo, K Andrew

2013 DIVISION 1 UNDER-19 GRAND FINAL

Greensborough	1.2	2.2	4.6	5.12 (42)
West Preston-Lakeside	1.2	4.4	5.7	6.7 (43)

Greensborough: Best – A Cataldo, S Parks, K Bruhn, B Fox, S Schmidt, B Mossuto

Goals – J Pickett 2, K Bruhn, B Mossuto, J Love

West Preston-Lakeside: Best – A Natoli, A Valeri, J Rizzolio, J Thorpe, M Belbasis, J Vaccaro

Goals – J Thorpe 3, A Natoli 2, M Tilmouth-Turner



DIVISION 1 LADDERS

DIVISION 1 SENIORS								
Team	P	W	L	D	F	A	%	Pts
Montmorency	18	15	3	0	2208	1346	164.04	60
Bundoora	18	13	5	0	2160	1449	149.07	52
Heidelberg	18	13	5	0	1690	1401	120.63	52
Northcote Park	18	12	6	0	1676	1545	108.48	48
Eltham	18	8	10	0	1505	1584	95.01	32
Macleod	18	7	10	1	1459	1525	95.67	30
West Preston-Lakeside	18	7	11	0	1372	1641	83.61	28
Greensborough	18	6	11	1	1652	1752	94.29	26
Lower Plenty	18	4	14	0	1185	1883	62.93	16
Epping	18	4	14	0	1173	1954	60.03	16

DIVISION 1 RESERVES								
Team	P	W	L	D	F	A	%	Pts
Bundoora	18	17	1	0	1887	734	257.08	68
Greensborough	18	13	5	0	1849	1000	184.90	52
Heidelberg	18	12	6	0	1535	1015	151.23	48
Eltham	18	11	7	0	1322	1209	109.35	44
Macleod	18	10	8	0	1282	1466	87.45	40
Montmorency	18	9	9	0	1297	1332	97.37	36
West Preston-Lakeside	18	8	9	1	1345	1271	105.82	34
Northcote Park	18	5	12	1	1119	1409	79.42	22
Lower Plenty	18	3	15	0	828	1966	42.12	12
Epping	18	1	17	0	817	1879	43.48	4

DIVISION 1 UNDER 19									
Team	P	W	L	D	FF	F	A	%	Pts
Eltham	17	15	2	0	1	1673	807	207.31	64
Greensborough	18	15	3	0	0	1922	801	239.95	60
Northcote Park	16	12	4	0	1	1534	1137	134.92	52
West Preston-Lakeside	18	12	6	0	0	1399	1045	133.88	48
Montmorency	18	9	9	0	0	1538	1137	135.27	36
Bundoora	18	9	9	0	0	1436	1202	119.47	36
Lower Plenty	18	7	11	0	0	1076	1391	77.35	28
Heidelberg	18	6	12	0	0	1257	1229	102.28	24
Macleod	18	2	16	0	0	805	1975	40.76	8
Epping	17	1	16	0	0	602	2518	23.91	4



Les Adams shoots off a handball during Epping's Round 14 win over Eltham.



DIVISION 1 FINALS

DIVISION 1 SENIORS

QUALIFYING FINAL

Bundoora 13.10 (88) def Heidelberg 10.18 (78)

ELIMINATION FINAL

Northcote Park 15.21 (111) def Eltham 7.9 (51)

FIRST SEMI FINAL

Heidelberg 9.17 (71) def by
Northcote Park 20.9 (129)

SECOND SEMI FINAL

Montmorency 16.16 (112) def Bundoora 16.10 (106)

PRELIMINARY FINAL

Bundoora 19.14 (128) def Northcote Park 8.14 (62)

GRAND FINAL

Montmorency 13.16 (94) def by
Bundoora 17.21 (123)

DIVISION 1 RESERVES

QUALIFYING FINAL

Greensborough 12.12 (84) def Heidelberg 10.6 (66)

ELIMINATION FINAL

Eltham 9.6 (60) def by **Macleod 9.7 (61)**

FIRST SEMI FINAL

Heidelberg 21.14 (140) def Macleod 6.7 (43)

SECOND SEMI FINAL

Bundoora 3.8 (26) def by **Greensborough 13.8 (86)**

PRELIMINARY FINAL

Bundoora 6.6 (42) def by **Heidelberg 17.17 (119)**

GRAND FINAL

Greensborough 6.13 (49) def by
Heidelberg 13.5 (83)

DIVISION 1 UNDER-19

QUALIFYING FINAL

Greensborough 12.12 (84) def
Northcote Park 4.6 (30)

ELIMINATION FINAL

West Preston-Lakeside 19.13 (127) def
Montmorency 8.7 (55)

FIRST SEMI FINAL

Northcote Park 4.4 (28) def by
West Preston-Lakeside 19.10 (124)

SECOND SEMI FINAL

Eltham 6.10 (46) def by **Greensborough 9.8 (62)**

PRELIMINARY FINAL

Eltham 9.11 (65) def by
West Preston-Lakeside 14.13 (97)

GRAND FINAL

Greensborough 5.12 (42) def by
West Preston-Lakeside 6.7 (43)



Top to bottom: Adrian Papaluca gains possession during the Division 1 Grand Final; Daniel Ledda drives Northcote Park forward.



DIVISION 2 REVIEW



After last year succumbing to the closest Division 1 relegation battle in league history, Whittlesea's return to Division 2 lasted just one season.

The clear premiership favourite heading into 2013, the Eagles were able to instantly atone for last season's heartbreak – when they were relegated from the top flight by 0.81 per cent – by claiming their second Division 2 premiership in four seasons.

In Peter Bugden's sixth, and final, season in charge, Whittlesea lost just three games en route to the Division 2 premiership, although they had to contend with a huge challenge from Fitzroy Stars and, to a lesser extent, North Heidelberg along the way.

The Eagles sat atop the ladder for all but one week of the season and truly kicked into gear after a 22-point home loss to North Heidelberg in Round 4, winning nine matches in a row between rounds 5-14.

They twice recorded monumental comebacks during that period – overcoming a 54-point deficit at three quarter-time to beat the Fitzroy Stars in Round 7, before fighting back from 70 points behind North Heidelberg at half time to win by a point in Round 9.

Full forward Andrew Fairchild booted 90 goals in the regular season before reaching triple figures in September, while half forward Lucas Hobbs claimed the Eagles' best and fairest after kicking 58 goals – including five in the Grand Final.

Despite winning the flag, the Eagles were forced to do it the long way in September.

They were twice beaten by the Stars in the back end of the season – one of those being a 51-point defeat in the second semi final. To Whittlesea's credit, it was able to reverse that result in a Grand Final filled with momentum swings – winning the premiership decider by 23 points.

Although the Fitzroy Stars ultimately missed out on premiership success, 2013 was the club's most successful season since joining the Northern Football League in 2008 – culminating in their first Grand Final appearance.

After losing three of their opening seven matches, Fitzroy went on a 12-game unbeaten streak which came to an untimely end on Grand Final day.

Recruited from Drouin, Malcolm Dow had a huge debut season and claimed the club's best and

fairest, as well as the best on ground medal in the Grand Final loss. Despite missing out on the Stars' best and fairest for the first time in six years, co-captain Lionel Proctor came within a vote of winning his third Division 2 competition best and fairest, while Kaelun Brown finished in equal third for the award.

In Round 9, the Stars made a long awaited return to traditional home ground Sir Douglas Nicholls Oval. They marked the occasion with a 44-point win over Mernda and claimed five wins and a draw from six matches at their home base. The draw ended in thrilling circumstances, with Corey Wanganeen kicking two goals in the final minute – including one after the final siren – to share the points against North Heidelberg.

After falling just four points short in the epic 2012 Grand Final against Epping, North Heidelberg slipped one place further back in 2013 after a season crippled by injuries and suspension to key players.

Despite the Bulldogs' season ending one week earlier than it did in 2012, Shane Harvey's brilliance continued in 2013. Harvey booted 123 goals in 18 matches, which included a haul of 12 and two bags of 10, but was forced out of North's 23-point preliminary final defeat against Whittlesea because of a badly broken finger.

Blake Holmes made a successful return to the Kennel after a short stint away, although Jarrod King could manage just eight games in his return to the Bulldogs due to a persistent ankle injury.

After a long-stint at the helm, Leigh Gray stepped aside as coach at season's end, with playing assistant Stephen Saddington named his replacement in 2014. Club legend and captain Jason Dean also announced his retirement at the completion of the season.

For the second season running, Diamond Creek's campaign was cut short in the opening week of the finals series, after again losing the first semi final on the back of kicking a wasteful 9.18.

The fourth-place finish in David Calthorpe's first season in charge gave an honest assessment of the Demons standing in the competition. They were certainly much better than the bottom four teams, but could only manage to win two of nine games against fellow top four teams.

Josh Whitehouse-Summers had a superb season in defence and was a deserving winner of the club's best and fairest in a year he was also named centre half back in the Division 2 Team of the Year. Chris Moloney and Travis Knight also excelled, while Jai Norman was again impressive in his second year with the club.

The wooden spoon recipient when it last featured in Division 2, Mernda made a successful return to second division this season. The Demons won seven games and finished the year in fifth place on the ladder – with only close losses when leading both Hurstbridge and Lalor preventing the Demons from finishing the year with a 9-9 record.

The club's best win of the season came in Round 7 when it reversed a 26-point deficit at quarter time to stun North Heidelberg by 32 points, while its biggest highlight came post season when captain Rohan Davies triumphed for the competition best and fairest medal.

Hurstbridge experienced a year of improvement under first-time coach Jono Manzoney and finished the season in sixth place with five wins – its equal best result haul since returning to Division 2 three years ago.

Throughout the season it defeated grand finalist, the Fitzroy Stars, and came within 10 minutes of upsetting Whittlesea in Round 13.

Young gun Ben Fennell took out the club's best and fairest in a year he was named ruck rover in the Division 2 Team of the Year, while teenager Daniel Francis booted 54 goals in his first season with the Bridges.

Lalor experienced a slide down the ladder for the second consecutive season, slipping to seventh on the back of just four wins – two of which came against bottom-placed South Morang.

A long injury list and lack of depth in its reserves team enabled the Bloods to play many under-19s through their senior side, the benefits of which may be seen next year in Steven Marshall's debut season as coach.

The 2013 wooden spoon went to South Morang whose stay in Division 2 lasted two seasons after winning the 2011 Division 3 premiership. In a forgettable season for the senior team, the Lions could manage just one win amongst a host of big losses.

In the reserves competition, Diamond Creek claimed back-to-back premierships after competing in its fifth successive Grand Final. The side claimed the minor premiership and, despite a slip up against Whittlesea in the second semi final, ran away with victory on Grand Final day by 65 points.

A season of dominance culminated in a premiership victory for Whittlesea in the under-19s, with the Eagles going through the home and away season undefeated and with a percentage of over 500. They were stunned by St Mary's in the second semi final, but atoned for that loss in the premiership decider to win by 30 points.

2013 DIVISION 2 SENIOR GRAND FINAL

Fitzroy Stars	0.2	6.9	10.12	14.13 (97)
Whittlesea	5.5	12.8	14.10	17.14 (116)

Fitzroy Stars: Best – M Dow, K Morgan, J Hayes, J Burns, D Walker, K Brown
Goals – J Hayes 4, A Isailovic 2, C Wanganeen 2, J Wanganeen, D Welsh, M Dow, D Walker, P Davis, J Burns

Whittlesea: Best – L Hobbs, J Page, R Dyson, D Saddington, M Atta, B Briffa
Goals – L Hobbs 5, A Fairchild 3, T Behan 2, B Russell, J Atkins, B Briffa, C Horman, B Toll, M Dyson, M Webb

2013 DIVISION 2 RESERVES GRAND FINAL

Whittlesea	2.2	5.3	8.8	10.13 (73)
Diamond Creek	4.3	7.5	15.9	21.12 (138)

Whittlesea: Best – J Ormerod, S Dorsett, A Foxwell, T Bonson, J Robinson, B Holmes
Goals – G Poorter 4, T Bonson 2, B Hobbs, S Dorsett, P Schott, B Tsakamakis

Diamond Creek: Best – S Whitmore, B Hoppe, J Smith, M McKenzie, B Godfrey, D Padget
Goals – L Campitelli 6, M McKenzie 3, C Rogers 3, D Padget 2, J Patterson 2, B Hoppe, B Godfrey, L Buckley, J Barnes, S Mather

2013 DIVISION 2 UNDER-19 GRAND FINAL

St Mary's	2.2	3.5	5.8	6.12 (48)
Whittlesea	0.4	3.6	6.10	11.12 (78)

St Mary's: Best – P Korda, J Cilia, J Bunker, C Bradshaw, N Winchcombe, M Galiazzo
Goals – P Korda, D Dober, N Winchcombe, J Dambrauskas, N Daisley, L Potter

Whittlesea: Best – K Sheehan, M Gersh, P Higgins, N Pupillo, M Mundie, J Stroud
Goals – L Carroll 2, J Bramble 2, L Harrison 2, P Higgins, C Menzies, L Fowles, M Gersh, J Barnes



DIVISION 2 LADDERS

DIVISION 2 SENIORS								
Team	P	W	L	D	F	A	%	Pts
Whittlesea	18	16	2	0	2255	1333	169.17	64
Fitzroy Stars	18	14	3	1	2263	1541	146.85	58
North Heidelberg	18	12	5	1	2115	1547	136.72	50
Diamond Creek	18	12	6	0	1780	1454	122.42	48
Mernda	18	7	11	0	1678	1764	95.12	28
Hurstbridge	18	5	13	0	1614	2000	80.70	20
Lalor	18	4	14	0	1324	2057	64.37	16
South Morang	18	1	17	0	1087	2420	44.92	4

DIVISION 2 RESERVES								
Team	P	W	L	D	F	A	%	Pts
Diamond Creek	18	15	2	1	2033	879	231.29	62
Whittlesea	18	14	4	0	1733	798	217.17	56
Fitzroy Stars	18	13	5	0	1838	1152	159.55	52
North Heidelberg	18	8	9	1	1362	1325	102.79	34
Hurstbridge	18	7	11	0	1383	1400	98.79	28
South Morang	18	7	11	0	1144	1712	66.82	28
Mernda	18	6	12	0	1174	1617	72.60	24
Lalor	18	1	17	0	501	2455	20.41	4

DIVISION 2 UNDER 19								
Team	P	W	L	D	F	A	%	Pts
Whittlesea	16	16	0	0	2365	423	559.10	64
St Mary's	16	13	3	0	1787	645	277.05	52
Diamond Creek	16	11	5	0	1699	759	223.85	44
Watsonia	16	11	5	0	1478	973	151.90	44
Lalor	16	7	8	1	1085	1229	88.28	30
South Morang	16	5	10	1	1089	1427	76.31	22
Hurstbridge	16	5	11	0	1079	1494	72.22	20
Warringal Hawks	16	3	13	0	586	1978	29.63	12
Reservoir	16	0	16	0	395	2636	14.98	0



David Hutchison in action for Mernda.



DIVISION 2 FINALS

DIVISION 2 SENIORS

FIRST SEMI FINAL

North Heidelberg 11.12 (78) def
Diamond Creek 9.18 (72)

SECOND SEMI FINAL

Whittlesea 14.12 (96) def by
Fitzroy Stars 22.15 (147)

PRELIMINARY FINAL

Whittlesea 17.10 (112) def
North Heidelberg 13.11 (89)

GRAND FINAL

Fitzroy Stars 14.13 (97) def by
Whittlesea 17.14 (116)

DIVISION 2 RESERVES

FIRST SEMI FINAL

Fitzroy Stars 13.8 (86) def
North Heidelberg 5.20 (50)

SECOND SEMI FINAL

Diamond Creek 11.13 (79) def by
Whittlesea 17.8 (110)

PRELIMINARY FINAL

Diamond Creek 16.15 (111) def
Fitzroy Stars 10.10 (70)

GRAND FINAL

Whittlesea 10.13 (73) def by
Diamond Creek 21.12 (138)



DIVISION 2 UNDER-19

QUALIFYING FINAL

St Mary's 20.10 (130) def Diamond Creek 10.6 (66)

ELIMINATION FINAL

Watsonia 11.14 (80) def Lalor 8.4 (52)

FIRST SEMI FINAL

Diamond Creek 10.8 (68) def Watsonia 7.9 (51)

SECOND SEMI FINAL

Whittlesea 10.6 (66) def by **St Mary's 11.13 (79)**

PRELIMINARY FINAL

Whittlesea 16.20 (116) def Diamond Creek 7.6 (48)

GRAND FINAL

St Mary's 6.12 (48) def by **Whittlesea 11.12 (78)**



*This page, clockwise from top:
Ryan Constance runs the ball out from defence;
Brenton Briffa kicks Whittlesea forward during the
Grand Final; Ben Fennell won Hurstbridge's
best and fairest.*



DIVISION 3 REVIEW



Panton Hill's 58-year premiership drought was brought to an end following one of the great grand finals in league history, with the Redbacks triumphing over Watsonia by a solitary point.

The Grand Final victory was the club's first since winning the Panton Hill Football League premiership way back in 1955, and also eradicated the disappointment of the Redbacks' 2012 Grand Final flop – when they were trounced by Mernda by 93 points.

After losing just two games throughout 2013 and easily dismissing Watsonia in the second semi final, Panton Hill was the red-hot fancy heading into the premiership decider. However, Dean Haydock's side was forced to fight until the final siren to win its way into Division 2 in 2014.

Leading by five points at three quarter-time, Panton Hill looked to have the game sewn up early in the final term as it opened up a 19-point buffer. But four unanswered goals to Watsonia enabled it to snatch back the lead with less than five minutes to play.

Staring at successive Grand Final defeats, the Redbacks rallied and a superb goal from deep in the forward pocket by Jarrod McGough enabled them to once again edge ahead. Another soon after to Ben Finnin ultimately sealed the victory, before a goal to Watsonia's Brody Ricardi on the final siren cut the final margin to just one point.

Abe Williams was the hero on the big stage and his three goals from the midfield saw him a deserving winner of the best on ground medal, with Tyler Scarce and Joffa Byron also putting in stellar performances.

Aside from the huge scare on Grand Final day, 2013 was a season very much dominated by Panton Hill. The Redbacks won their final dozen games of the season and finished the year as the most prolific scoring team in the competition. They also conceded the fewest points of any team.

They had five players feature in the Division 3 Team of the Year, with Dean Haydock also selected as coach. Furthermore, Ben Finnin became the fourth Redback in five years to win the Division 3 leading goal kicker award, booting 56 goals in the regular season.

Despite falling agonisingly short of its first senior premiership since 1987, Watsonia was the most improved side in the competition in 2013. With 21-year-old playing coach Lochie Dornauf at the helm, the Saints went from wooden spooner to runner-up in the space of just 12 months.

After winning a mere three games over the past three years, a list overhaul – which brought in players like Dornauf, Ricardi, Tony Hogg, Tom Walliss and Daley Bear – enabled the Saints to reversed their fortunes and finish just five minutes shy of a famous premiership win.

2013 DIVISION 3 SENIOR GRAND FINAL

Panton Hill	3.3	4.6	8.7	13.9 (87)
Watsonia	2.1	5.4	7.8	13.8 (86)

Panton Hill: Best – A Williams, T Scarce, J Byron, T Kreymborg, J McGough, L Toffolon
Goals – A Williams 3, B O'Connor 3, B Finnin 2, J McGough 2, T Kreymborg, T Duckworth, Z Williams

Watsonia: Best – T Hogg, G Hines, T Walliss, L Dornauf, S Rose, M Crompton
Goals – B Ricardi 4, B Cottier 2, T Hogg 2, J Bennett 2, T Walliss, J Allan, M Crompton

Throughout the year they defeated third-placed Thomastown in all four of their encounters – including a six-goal win in the preliminary final – while a 78-point win at Reservoir over the Queen's Birthday weekend was one of the club's best performances in years.

Having achieved little joy since claiming the 2008 Division 2 premiership, Thomastown enjoyed a far more successful season in its first year in Division 3. The Bears won 11 games throughout 2013, just two wins less than they managed over a four-year period between 2009-2012.

First-year coach Steve Krstevski was prepared to give many youngsters a chance to show their wares at senior level and they certainly didn't disappoint. The Bears' season highlight came



in the first semi final, when they overcame a third quarter deficit to storm past Reservoir in a 29-point result.

After reaching the preliminary final in 2012, Reservoir was never truly able to hit it straps in a 2013 season plagued by injuries to key players – notably Toby O’Meara, Jarrod Skinner and Ashley Flavel.

The Mustangs won their opening three matches, but were then victorious in only three of their next eight games. With luck seemingly against them, they managed to steer their season back on track with four straight wins between rounds 14-17, but were unable to match it with Thomastown in the first semi final.

For the first time since its debut season in 2010, St Mary’s failed to play finals football. While the Burra finished fourth in 2012 on the back of only six wins in the regular season, this year’s tally of five wins and a draw left them languishing more than four wins out of finals contention.

Kicking a winning score was an issue right throughout the year, with the Burra averaging just 71 points per game, although Dillan Ronalds was a standout and was named both club best and fairest and Division 3 Coaches Player of the Year.

George Lattouf’s first year in charge of Parkside was a difficult one, with the side’s inconsistency making it the competition’s great enigma. The

Devils began the season with a rousing victory over eventual premier Panton Hill, but were then trounced by Thomastown the following week. The disparity between performances over the opening fortnight would become a feature in the Devils’ season and, ultimately, their only consistent trait.

Heidelberg West managed just one win for the season to take out the competition’s most unwanted prize – the wooden spoon. Despite a lopsided win-loss tally, the Hawks remained competitive in most matches during the season. In his first season at the helm, coach Derek Shaw adopted a youth policy which should reap benefits down the track, with 14 players under 21 years of age and nine under-19s getting a taste of senior footy.

The reserves competition saw a reverse of the senior Grand Final, with Watsonia holding on for an eight-point win against a fast-finishing Panton Hill. The Saints set up the win in the third term when they kicked four goals to zero in a low scoring game.

Both sides ended the home and away season with 11-5 records, finishing three games behind minor premier Thomastown. But despite a strong regular season, the Bears were disappointing in the finals series, exiting in straight sets.

2013 DIVISION 3 RESERVES GRAND FINAL

Watsonia	1.4	2.4	6.6	8.8 (56)
Panton Hill	1.1	2.4	2.4	7.6 (48)

Watsonia: Best – J Harris, E Abbott, N Brock, P McConnell, S Joules, H Jones
Goals – J. Harris 2, J Clancy 2, E Abbott, H Jones, L Symons, J Bunn

Panton Hill: Best – L Pearson, D Varano, N Grimshaw, S Gunn, N Prenc, D Pratt
Goals – L Pearson 4, N Grimshaw, A Kidd, N Prenc



DIVISION 3 LADDERS

DIVISION 3 SENIORS								
Team	P	W	L	D	F	A	%	Pts
Panton Hill	16	14	2	0	1775	833	213.09	56
Watsonia	16	11	5	0	1457	1137	128.14	44
Thomastown	16	10	5	1	1580	1234	128.04	42
Reservoir	16	10	6	0	1256	1264	99.37	40
St Mary's	16	5	10	1	1142	1432	79.75	22
Parkside	16	4	12	0	1151	1662	69.25	16
Heidelberg West	16	1	15	0	994	1793	55.44	4

DIVISION 3 RESERVES								
Team	P	W	L	D	F	A	%	Pts
Thomastown	16	14	2	0	1670	602	277.41	56
Watsonia	16	11	5	0	1451	686	211.52	44
Panton Hill	16	11	5	0	1292	876	147.49	44
St Mary's	16	9	7	0	1289	991	130.07	36
Reservoir	16	7	9	0	1080	960	112.50	28
Heidelberg West	16	2	14	0	727	1638	44.38	8
Parkside	16	2	14	0	441	2197	20.07	8

DIVISION 3 SENIORS

FIRST SEMI FINAL

Thomastown 15.19 (109) def Reservoir 11.14 (80)

SECOND SEMI FINAL

Panton Hill 13.21 (99) def Watsonia 8.7 (55)

PRELIMINARY FINAL

Watsonia 19.19 (133) def Thomastown 15.7 (97)

GRAND FINAL

Panton Hill 13.9 (87) def Watsonia 13.8 (86)

DIVISION 3 RESERVES

FIRST SEMI FINAL

Panton Hill 8.7 (55) def St Mary's 6.12 (48)

SECOND SEMI FINAL

Thomastown 8.4 (52) def by Watsonia 14.6 (90)

PRELIMINARY FINAL

Thomastown 7.6 (48) def by Panton Hill 9.6 (60)

GRAND FINAL

Watsonia 8.8 (56) def Panton Hill 7.6 (48)



Watsonia's Jeremy Bennett flies for a huge mark.



TEAM LISTING: 2013 SEASON

TEAM LISTING: 2013 SEASON	1	2	3	4	5	6	7	8	9	10	11	12	13	14	15	16	17	18	19	20	21	22	23	24	25	26	27	28	29	30
BUNDOORA																														
BUNDOORA PARK																														
DAREBIN FALCONS																														
DIAMOND CREEK																														
DIAMOND CREEK WOMEN'S																														
ELTHAM																														
EPPING																														
FITZROY STARS																														
GREENSBOROUGH																														
HEIDELBERG																														
HEIDELBERG WEST																														
HURSTBRIDGE																														
KEON PARK																														
KINGLAKE																														
LALOR																														
LALOR STARS																														
LAURIMAR																														
LOWER PLENTY																														
MACLEOD																														
MERENDA																														
MILL PARK																														
MONTMORENCY																														
NORTH HEIDELBERG																														
NORTHCOTE JUNIORS																														
NORTHCOTE PARK																														
PANTON HILL																														
PARKSIDE																														
RESEARCH																														
RESERVOIR																														
SOUTH MORANG																														
ST MARY'S																														
THOMASTOWN																														
WALLAN																														
WATSONIA																														
WEST IVANHOE																														
WEST LALOR																														
WEST PRESTON-LAKESIDE																														
WHITTLESEA																														
YARRAMBAT																														

KEY

SENIORS

UNDER-19s

JUNIORS

YOUTH GIRLS

NETBALL

KEY	
SENIORS	
UNDER-19s	
JUNIORS	
YOUTH GIRLS	
NETBALL	



DIVISION 1 TEAM OF THE YEAR 2013

COACH

Jason Heatley
(Northcote Park)

FULL BACK

Brad Leggett
(Macleod)

BACK POCKET

Trent Barbero
(Bundoora)

BACK POCKET

Ben McNiece
(Northcote Park)

HALF BACK FLANK

Mark Lynch
(Heidelberg)

CENTRE HALF BACK

Shane Tennant
(Montmorency)

HALF BACK FLANK

Matthew Hyde
(Greensborough)

RUCK

Ryan Willits
(Montmorency)

ROVER

Jamie Allan
(Heidelberg)

WING

Gavan Connelly
(Eltham)

CENTRE

Ryan Jackson
(Montmorency)

WING

Tom Rogers
(Eltham)

RUCK-ROVER

Bronik Davies
(Northcote Park)

HALF FORWARD FLANK

Darcy Barden
(Lower Plenty)

CENTRE HALF FORWARD

Cameron Cloke
(Bundoora)

HALF FORWARD FLANK

Justin White
(Macleod)

FORWARD POCKET

Gary Moorcroft
(Bundoora)

FORWARD POCKET

Michael Finn
(Heidelberg)

FULL FORWARD

Patrick Fitzgerald
(Montmorency)

INTERCHANGE

Matthew Dennis
(Bundoora)

Brock McLennan
(Northcote Park)

INTERCHANGE

Ali Fahour
(West Preston)

Alex Gleeson
(West Preston)



DIVISION 2 TEAM OF THE YEAR 2013

COACH

Travis Hodgson
(Fitzroy Stars)

FULL BACK

Trent Scannell
(North Heidelberg)

BACK POCKET

Brent Howlett
(South Morang)

BACK POCKET

Brenton Briffa
(Whittlesea)

HALF BACK FLANK

Lionel Proctor
(Fitzroy Stars)

CENTRE HALF BACK

Josh Whitehouse-Summers
(Diamond Creek)

HALF BACK FLANK

Scott Dowell
(Lalor)

RUCK

Jeremy Page
(Whittlesea)

ROVER

Malcolm Dow
(Fitzroy Stars)

WING

Damian Walker
(Fitzroy Stars)

CENTRE

Rohan Davies
(Mernda)

WING

Kaelun Brown
(Fitzroy Stars)

RUCK-ROVER

Ben Fennell
(Hurstbridge)

HALF FORWARD FLANK

Leigh Gilbert
(North Heidelberg)

CENTRE HALF FORWARD

Andrew Smith
(Mernda)

HALF FORWARD FLANK

Lucas Hobbs
(Whittlesea)

FORWARD POCKET

Andrew Fairchild
(Whittlesea)

FORWARD POCKET

John Hayes
(Fitzroy Stars)

FULL FORWARD

Shane Harvey
(North Heidelberg)

INTERCHANGE

Jason Dean
(North Heidelberg)
Jai Norman
(Diamond Creek)

INTERCHANGE

Daniel Watson
(South Morang)
Roy Dyson
(Whittlesea)



DIVISION 3 TEAM OF THE YEAR 2013

COACH

Dean Haydock
(Panton Hill)

FULL BACK

Darren Gresham
(Parkside)

BACK POCKET

Will Box
(Panton Hill)

BACK POCKET

Ryan Docherty
(Reservoir)

HALF BACK FLANK

James McLean-Brunton
(Heidelberg West)

CENTRE HALF BACK

Michael Manley
(Thomastown)

HALF BACK FLANK

Jonathon Byron
(Panton Hill)

RUCK

Tristian Kremyborg
(Panton Hill)

ROVER

Nathan Hendry
(Panton Hill)

WING

Tyler Scarce
(Panton Hill)

CENTRE

Lochie Dornauf
(Watsonia)

WING

Michael Di Battista
(Thomastown)

RUCK-ROVER

Dillan Ronalds
(St Mary's)

CENTRE HALF FORWARD

Jeremy Bennett
(Watsonia)

HALF FORWARD FLANK

Kyl Ewart
(Heidelberg West)

HALF FORWARD FLANK

Tristian Harrower
(Thomastown)

FORWARD POCKET

Michael Khoury
(Thomastown)

FORWARD POCKET

Brody Ricardi
(Watsonia)

FULL FORWARD

Ben Finnin
(Panton Hill)

INTERCHANGE

Tony Hogg
(Watsonia)

Tom Walliss
(Watsonia)

INTERCHANGE

Andy Bennett
(Parkside)

Justin Kuchel
(Reservoir)



DIVISION 1 AWARDS

For the second year running there was a tie for the Frank Rosbrook Trophy, with Heidelberg defender Mark Lynch and Bundoora forward Cameron Cloke sharing the award in 2013.

The duo each received 17 votes to win by a single vote from Montmorency ruckman Ryan Willits. Heidelberg veteran and 2011 winner Michael Finn finished fourth on 15 votes.

For Lynch, it was a second consecutive league best and fairest award after also claiming the EDFL Premier Division medal in 2012 while playing for Essendon-Doutta Stars.

Throughout the 2013 season he received maximum votes in five matches, which included his first game for Heidelberg in the season opener against Northcote Park. A big second half of the season – which included consecutive three-vote games in both Round 16 and Round 17 – enabled him to share the best and fairest with Cloke.

Lynch also had a stellar individual finals series despite Heidelberg missing out on a Grand Final appearance for the first time in a decade, and was the Tigers' best in both their finals defeats.

It truly was a year to savour for Cloke who recorded a rare triple feat throughout the season – becoming the first player in league history to claim the Division 1 best and fairest, leading goal kicker award and a premiership medallion all in one season.

He was adjudged best afield by the umpires in four matches – including three times in four weeks between rounds 7-10 – and received votes in a total of seven matches during the season.

Just five days after sharing the competition's highest individual honour, Cloke helped guide Bundoora to its second premiership in three seasons. He booted three goals as the Bulls overhauled Montmorency in a 29-point Grand Final win.

He added the competition's lead goaling kicker award to his trophy cabinet after booting 81 goals in the regular season, before adding a further dozen goals in four finals appearances.

His partnership with 2012 leading goal kicker Gary Moorcroft continued to be one of Bundoora's biggest assets throughout 2013, with the duo combining for 176 goals throughout the regular season and finals series.

Cloke booted seven goals or more on five occasions, with a personal best of nine coming against Greensborough in Round 14. He was held goalless just once all season and kicked at least three goals in 18 of the 21 matches he featured in.

West Preston-Lakeside's Ashley Bardon took home his second Division 1 reserves best and fairest, after also winning the award in 2010. Bardon polled votes in nine of the 11 reserves games he featured in to win the award on 16 votes, ahead of Montmorency's Jason Cole.

Konrad Bruhn became the first Greensborough player since 1988 to claim the Division 1 under-19 best and fairest. Bruhn won the award with 20 votes, ahead of Bundoora's Brody Waugh and West Preston-Lakeside's Matthew Vincitorio.

The Division 1 Coaches Player of the Year went to Eltham midfielder Gavan Connelly. Connelly received 24 votes, which included maximum votes on five occasions. He polled 21 votes in the opening 13 rounds of the year, before a best afield performance against Bundoora in Round 17 sealed his victory.



2013 DIVISION 1 BEST AND FAIREST

SENIORS

Cameron Cloke	(Bundoora)	17 votes
Mark Lynch	(Heidelberg)	17 votes
Ryan Willits	(Montmorency)	16 votes
Michael Finn	(Heidelberg)	15 votes

RESERVES

Ashley Bardon	(West Preston-Lakeside)	16 votes
Jason Cole	(Montmorency)	14 votes
Jacob Sibenaler	(Bundoora)	12 votes

UNDER-19

Konrad Bruhn	(Greensborough)	20 votes
Brody Waugh	(Bundoora)	18 votes
Matthew Vincitorio	(West Preston-Lakeside)	18 votes
Harrison Burns	(Eltham)	16 votes
Adrian Cataldo	(Greensborough)	16 votes

2013 DIVISION 1 LEADING GOALKICKERS

SENIORS

Cameron Cloke	(Bundoora)	81 goals
Gary Moorcroft	(Bundoora)	65 goals
Patrick Fitzgerald	(Montmorency)	56 goals

RESERVES

Simon Crump	(Bundoora)	57 goals
Joel Harris	(Heidelberg)	46 goals
Dylan Cunningham	(Greensborough)	42 goals

UNDER-19

Benjamin Brown	(Greensborough)	51 goals
Harrison Burns	(Eltham)	39 goals
Nathan Harris	(Lower Plenty)	38 goals

2013 DIV 1 COACHES PLAYER OF THE YEAR

Gavan Connelly	(Eltham)	24 votes
Justin White	(Macleod)	21 votes
Cameron Cloke	(Bundoora)	19 votes
Matthew Vasilevski	(Lower Plenty)	19 votes
Ryan Jackson	(Montmorency)	17 votes

Top to bottom: Cameron Cloke,
Mark Lynch,
Gavan Connelly.





DIVISION 2 AWARDS

Despite missing the final three games of the season, Mernda captain Rohan Davies was named the best Division 2 player in 2013.

It was Davies' second consecutive competition best and fairest award, after last year winning the Division 3 best and fairest in Mernda's premiership season.

He missed out on votes in only five of the 15 matches he featured in this year – one of those being the Round 15 loss to Diamond Creek when he suffered a season-ending injury in the opening quarter.

He polled maximum votes in three of the opening five games of the season, and had amassed 15 votes by Round 8. By the time his season came to a premature end, Davies had already opened up a seven-vote lead at the top of the leaderboard.

Fitzroy Stars captain Lionel Proctor produced a stunning final month of the season to nearly pinch his second successive best and fairest award.

Proctor – who claimed the award in 2012 and 2008 – polled the maximum nine votes between rounds 14-16. Needing two votes in the final two rounds of the season to tie with Davies, he could only manage one vote in Round 18 to fall within a whisker of his third best and fairest honour.

Proctor's teammate Kaelun Brown finished in a tie for third with North Heidelberg superboot Shane Harvey, with the duo each receiving 16 votes. Whittlesea's Lucas Hobbs rounded out the top five on 15 votes.

Diamond Creek's Michael McKenzie took out the reserves best and fairest count on 18 votes, two ahead of Fitzroy Stars forward Darren Turner. It was a memorable season for McKenzie, who also kicked three goals in the Demons' reserves Grand Final victory.

In the under-19s, Kurt Henderson became the second Lalor player in as many seasons to win the competition best and fairest. Henderson polled 22 votes to win from teammate Hayden Pham and Matthew Campbell of South Morang.

In an exceptionally close count, Shane Harvey was named the 2013 Coaches Player of the Year – winning the award by one vote from Fitzroy Stars midfielder Malcolm Dow and Lalor's 2012 winner Scott Dowell.

Sharing the lead with Dow at the conclusion of Round 17, a one-vote effort in the final game of the season gave Harvey the outright win by the smallest possible margin.

It was another huge season for Harvey who topped the competition goal kicking with 120 goals in the regular season. It was the second consecutive year he claimed the award, after winning it with 83 goals during the 2012 home and away season – before adding another 20 in the finals series.

As he has for his entire career with North Heidelberg, Harvey continued to dazzle in 2013 – continually working his magic to make the hardest of goals look basic.

Despite spending time rotating through the midfield, he still managed to become the first Division 2 player to reach 100 goals in the regular season since Cristian Brandt in 2007.

His best haul came in Round 11, when he booted 12 of the Bulldogs' 35 goals against Lalor. He also kicked bags of 10 on two occasions – against Hurstbridge in Round 2, then against South Morang in Round 6.

2013 DIVISION 2 BEST AND FAIREST

SENIORS

Rohan Davies	(Mernda)	21 votes
Lionel Proctor	(Fitzroy Stars)	20 votes
Kaelun Brown	(Fitzroy Stars)	16 votes
Shane Harvey	(North Heidelberg)	16 votes
Lucas Hobbs	(Whittlesea)	15 votes

RESERVES

Michael McKenzie	(Diamond Creek)	18 votes
Darren Turner	(Fitzroy Stars)	16 votes
Steven Dorsett	(Whittlesea)	14 votes
Shaun Silman	(Mernda)	13 votes
James Robinson	(Whittlesea)	13 votes

UNDER-19

Kurt Henderson	(Lalor)	22 votes
Hayden Pham	(Lalor)	15 votes
Matthew Campbell	(South Morang)	15 votes
Jayden Shirreff	(Diamond Creek)	13 votes
Oliver Parks	(Diamond Creek)	12 votes



2013 DIVISION 2 LEADING GOALKICKERS

SENIORS

Shane Harvey	(North Heidelberg)	120 goals
Andrew Fairchild	(Whittlesea)	90 goals
Patrick Davis	(Fitzroy Stars)	70 goals
John Hayes	(Fitzroy Stars)	53 goals
Daniel Francis	(Hurstbridge)	52 goals

RESERVES

Darren Turner	(Fitzroy Stars)	90 goals
Marc Coombe	(North Heidelberg)	51 goals
Jordan Yarran	(Fitzroy Stars)	41 goals
Steven Dorsett	(Whittlesea)	41 goals
Brian Hardman	(Diamond Creek)	38 goals

UNDER-19

Jack Larkin	(Watsonia)	59 goals
Jayden Shirreff	(Diamond Creek)	54 goals
Michael Brennan	(Whittlesea)	43 goals
James Latross	(Watsonia)	40 goals
Lachlan Harrison	(Whittlesea)	39 goals



2013 DIV 2 COACHES PLAYER OF THE YEAR

Shane Harvey	(North Heidelberg)	21 votes
Malcolm Dow	(Fitzroy Stars)	20 votes
Scott Dowell	(Lalor)	20 votes
Blake Holmes	(North Heidelberg)	19 votes
Rohan Davies	(Mernda)	18 votes



Top to bottom: Rohan Davies, Lionel Proctor, Kaelun Brown.



DIVISION 3 AWARDS

Watsonia playing-coach Lochie Dornauf was the runaway winner of the 2013 Division 3 best and fairest award, polling 26 votes to finish 10 votes clear of Heidelberg West's James McLean-Brunton (16 votes) and Thomastown midfielder Michael Di Battista (14 votes).

In somewhat of a changing of the guard, the top three placegetters for the award were all aged 21 years or younger.

Proving that age is only a number, Dornauf took the Division 3 competition by storm this season. His football ability and equally impressive leadership qualities played a large part in Watsonia rising from wooden spooner to grand finalist in the space of just 12 months.

Dornauf began the season in blistering form, polling eight votes in the opening month of the season as the Saints showed the competition they were the real deal.

He would eventually poll votes in 11 of the 15 home and away matches he featured in. He was awarded maximum votes on seven occasions and polled in six consecutive games between rounds 8-13.

Despite Watsonia falling agonisingly short in their quest for the 2013 premiership, Dornauf had a huge finals series. He was clearly his side's best in its second semi final loss to Panton Hill, and was also amongst the best in Watsonia's preliminary final win over Thomastown and one-point Grand Final loss to the Redbacks.

His efforts also drew praise from his fellow coaches, with Dornauf also finishing in a tie for third in the Coaches Player of the Year award. He led the voting for the award up until Round 12, before being trumped by St Mary's midfielder/forward Dillan Ronalds.

Although his side missing out on a finals place for the first time since 2010, Ronalds had a standout season for the Burra. Nine times he received votes from opposition coaches, polling three votes on seven separate occasions.

Throughout the season he booted 31 goals to lead St Mary's goal kicking. He was also a deserving winner of the club's best and fairest award.

The Division 3 goal kicking award was claimed by Panton Hill recruit Ben Finnin who kicked 56 goals in the regular season. In doing so, Finnin became the fourth Redback to win the Division 3 goal kicking award in just five years of competition.

He ended the regular season in stunning form, booting 27 goals in the final five home and away games – which included a season-high eight-goal haul against Thomastown in Round 14.

Finnin missed the second semi final due to illness, but returned on Grand Final day and kicked two goals in the Redbacks' premiership win. Amongst his goals was the match-winner with just one minute remaining on the clock.

In the reserves competition, it was a dream season for Watsonia captain Simon Joules. Only a week after guiding the Saints to the 2013 Division 3 reserves premiership, Joules was again celebrating after claiming the competition best and fairest award.

In a relatively low scoring count, Joules claimed the honour with 14 votes – finishing one vote clear of Reservoir's Owen Kortlang. It was a big final month which handed Joules the award, polling votes in three of his final four matches.



Top to bottom:
Lochie Dornauf,
Simon Joules,
Dillan Ronalds.

2013 DIVISION 3 BEST AND FAIREST

SENIORS

Lochie Dornauf	(Watsonia)	26 votes
James McLean-Brunton	(Heidelberg West)	16 votes
Michael Di Battista	(Thomastown)	14 votes
Michael Manley	(Thomastown)	13 votes
Darren Gresham	(Parkside)	12 votes

RESERVES

Simon Joules	(Watsonia)	14 votes
Owen Kortlang	(Reservoir)	13 votes
Christian Chapkoun	(Thomastown)	11 votes
Daniel Ishkan	(Thomastown)	11 votes
Craig O'Neill	(St Mary's)	11 votes

2013 DIVISION 3 LEADING GOALKICKERS

SENIORS

Ben Finnin	(Panton Hill)	56 goals
Michael Khoury	(Thomastown)	47 goals
Jeremy Bennett	(Watsonia)	45 goals
Brody Ricardi	(Watsonia)	44 goals
Kyl Ewart	(Heidelberg West)	40 goals

RESERVES

Joe Colaci	(Thomastown)	49 goals
Kael Beaumont	(Reservoir)	38 goals
Daniel Pratt	(Panton Hill)	35 goals
Liam Symons	(Watsonia)	33 goals
Frankie Furlano	(Thomastown)	33 goals

2013 DIV 3 COACHES PLAYER OF THE YEAR

Dillan Ronalds	(St Mary's)	23 votes
Darren Gresham	(Parkside)	20 votes
Lochie Dornauf	(Watsonia)	17 votes
Shane McLaren	(Parkside)	17 votes
Aidan Young	(Heidelberg West)	17 votes





NETBALL AWARDS

2013 NFL NETBALL BEST & FAIREST

SECTION 1

1st – Sophie Atkinson (Fitzroy Stars A)	24 votes
2nd – Elizabeth Edwards (Bundoora Comets A)	23 votes
3rd – Jessica Bamblett (Fitzroy Stars A)	18 votes

SECTION 2

1st – Casey Barnes (Whittlesea A)	18 votes
2nd – Rebecca Kelly (Whittlesea A)	17 votes
3rd – Casey Cesarin (Watsonia A)	15 votes
3rd – Jacinta Dwight (Whittlesea A)	15 votes

SECTION 3

1st – Emma Parker (St Mary's A)	26 votes
2nd – Stephanie Ford (St Mary's A)	21 votes
3rd – Hollie Wilson (Bundoora Comets B)	18 votes
3rd – Clare Milner (St Mary's A)	18 votes



Sophie Atkinson



Casey Barnes

SECTION 4

1st – Stephanie Oakford (Epping Blue)	25 votes
2nd – Maighan Corps (Bundoora Comets C)	16 votes
3rd – Emily Williams (Bundoora Comets C)	15 votes
3rd – Alison May (Lakeside 2)	15 votes

SECTION 5

1st – Clare Derham (St Mary's B)	27 votes
2nd – Tess Porter (St Mary's B)	23 votes
3rd – Bianca Crema (Heidelberg West Hawketts)	15 votes

SECTION 6

1st – Shadelle Hood (Fitzroy Stars C)	26 votes
2nd – Maddison Staley (Watsonia D)	23 votes
3rd – Janaya Charles (Fitzroy Stars C)	19 votes



Clare Derham



Stephanie Oakford

2013 NFL NETBALL STAR SHOOTERS

SECTION 1

Sophie Atkinson (Fitzroy Stars A)	408 goals
--------------------------------------	-----------

SECTION 2

Michelle Lauder (Greensborough 2)	244 goals
--------------------------------------	-----------

SECTION 3

Karli Burns (South Morang Gold)	333 goals
------------------------------------	-----------

SECTION 4

Nadine Kelly (Lalor)	399 goals
-------------------------	-----------

SECTION 5

Bianca Crema (Heidelberg West Hawketts)	206 goals
--	-----------

SECTION 6

Janaya Charles (Fitzroy Stars C)	284 goals
-------------------------------------	-----------



NETBALL LADDERS

2013 NETBALL FINALS RESULTS

SECTION 1

FIRST SEMI FINAL

North Heidelberg A (43) def Fitzroy Stars A (38)

SECOND SEMI FINAL

Diamond Creek Red (40) def Lakeside 1 (34)

PRELIMINARY FINAL

Lakeside 1 (35) def North Heidelberg A (33)

GRAND FINAL

Diamond Creek Red (37) def Lakeside 1 (30)

SECTION 2

FIRST SEMI FINAL

North Heidelberg B (22) def by Greensborough 2 (27)

SECOND SEMI FINAL

Heidelberg Tigers (35) def Whittlesea A (16)

PRELIMINARY FINAL

Whittlesea A (27) def Greensborough 2 (19)

GRAND FINAL

Heidelberg Tigers (20) def by Whittlesea A (29)

SECTION 3

FIRST SEMI FINAL

Thomastown A (19) def by South Morang Gold (28)

SECOND SEMI FINAL

St Mary's A (32) def Bundoora Comets B (25)

PRELIMINARY FINAL

Bundoora Comets B (32) def South Morang Gold (29)

GRAND FINAL

St Mary's A (31) def Bundoora Comets B (28)

SECTION 4

FIRST SEMI FINAL

Epping Blue (25) def by Watsonia B (39)

SECOND SEMI FINAL

Bundoora Comets C (12) def by Lakeside 2 (26)

PRELIMINARY FINAL

Bundoora Comets C (32) def Watsonia B (30)

GRAND FINAL

Lakeside 2 (25) def Bundoora Comets (24)

SECTION 5

FIRST SEMI FINAL

North Heidelberg C (24) def by Heidelberg Hawketts (27)

SECOND SEMI FINAL

St Mary's B (28) def Watsonia C (20)

PRELIMINARY FINAL

Watsonia C (24) def by Heidelberg West Hawketts (26)

GRAND FINAL

St Mary's B (20) def Heidelberg West Hawketts (18)

SECTION 6

FIRST SEMI FINAL

Watsonia D (23) def by Thomastown B (26)

SECOND SEMI FINAL

Fitzroy Stars C (33) def Greensborough 5 (28)

PRELIMINARY FINAL

Greensborough 5 (32) def Thomastown B (20)

GRAND FINAL

Fitzroy Stars C (29) def Greensborough 5 (24)

SECTION 1

Team	P	W	L	D	%	Pts
Diamond Creek Red	18	15	3	0	136.74	60
Lakeside 1	18	15	3	0	125.45	60
North Heidelberg A	18	11	7	0	118.16	44
Fitzroy Stars A	18	10	7	1	117.19	42
Bundoora Comets A	18	10	8	0	101.31	40
Greensborough 1	18	4	14	0	82.92	16
Northcote Park A	18	4	14	0	70.79	16
Montmorency A	18	2	15	1	65.98	10

SECTION 2

Team	P	W	L	D	B	%	% won
Heidelberg Tigers	18	14	3	1	0	118.43	80.56
Whittlesea A	18	13	3	2	0	136.97	77.78
North Heidelberg B	18	13	3	2	0	126.05	77.78
Greensborough 2	18	10	7	1	0	112.93	58.33
Watsonia A	18	6	9	3	0	112.68	41.67
Laurimar Power	18	5	11	2	0	73.43	33.33
South Morang Blue	18	4	13	1	0	87.96	25.00
Diamond Creek Blue	18	3	14	1	0	80.08	19.44

SECTION 3

Team	P	W	L	D	B	%	% won
St Mary's A	18	18	0	0	0	184.04	100.00
Bundoora Comets B	18	14	4	0	0	178.55	77.78
Thomastown A	18	10	8	0	0	103.66	55.56
South Morang Gold	17	9	8	0	1	141.19	52.94
Greensborough 3	17	6	11	0	1	89.66	35.29
Montmorency B	18	4	14	0	0	58.81	22.22

SECTION 4

Team	P	W	L	D	B	%	% won
Bundoora Comets C	17	12	4	1	1	153.69	73.53
Lakeside 2	15	11	4	0	3	154.09	73.33
Epping Blue	16	11	5	0	2	100.00	68.75
Watsonia B	17	11	6	0	1	129.64	64.71
Greensborough 4	16	7	9	0	2	106.70	43.75
Whittlesea B	16	6	10	1	1	97.60	38.24
Lalor	17	6	10	1	1	91.25	38.24
Montmorency C	16	4	12	0	2	60.56	25.00
Northcote Park B	17	1	16	0	1	25.74	5.88

SECTION 5

Team	P	W	L	D	B	%	% won
St Mary's B	16	13	3	0	2	164.75	81.25
Watsonia C	16	9	6	1	2	119.16	59.38
North Heidelberg C	16	8	7	1	2	113.54	53.12
Heidelberg West Hawketts	17	8	7	2	1	117.49	47.06
Hurstbridge Bridgettes	17	8	9	0	1	110.54	47.06
Fitzroy Stars B	17	6	11	0	1	67.48	35.29
Epping White	17	0	16	0	2	31.26	0.00

SECTION 6

Team	P	W	L	D	B	%	% won
Fitzroy Stars C	18	14	3	1	0	190.45	80.56
Greensborough 5	17	10	5	2	1	134.94	64.71
Watsonia D	17	10	7	0	1	105.46	58.82
Thomastown B	18	10	8	0	0	89.40	55.56
Keon Park	17	7	9	1	1	85.55	44.12
Whittlesea C	18	6	12	0	0	68.18	33.33
Reservoir	18	3	14	0	1	64.62	16.67
Greensborough 6	14	2	12	0	0	68.91	14.29



JUNIOR LADDERS

UNDER-10 BLUE						
Team	P	W	L	D	%	Pts
South Morang Gold	14	14	0	0	338.79	48
Greensborough	14	9	5	0	135.63	28
Eltham	14	7	7	0	109.66	24
Montmorency Black	14	7	7	0	99.64	24
South Morang Blue	14	7	7	0	76.09	22
West Preston	14	3	11	0	34.69	8

UNDER-10 RED						
Team	P	W	L	D	%	Pts
Yarrambat	14	14	0	0	685.58	48
Epping	14	9	4	1	151.61	32
Montmorency White	14	9	4	1	132.68	30
Laurimar Black	14	6	8	0	81.33	24
Northcote	14	4	10	0	41.76	12
Diamond Creek	14	1	13	0	24.57	2

UNDER-10 GREEN						
Team	P	W	L	D	%	Pts
Montmorency Magpies	14	12	2	0	250.87	40
Mernda	14	9	5	0	368.70	34
Laurimar Teal	14	9	5	0	197.83	32
Whittlesea	14	6	8	0	93.49	20
Research	14	3	11	0	77.46	12
Mill Park	14	0	14	0	8.29	0

UNDER-10 SILVER						
Team	P	W	L	D	%	Pts
Wallan	14	11	3	0	293.88	40
Reservoir	14	10	4	0	195.57	34
Eltham	14	9	4	1	268.53	32
Hurstbridge	14	8	6	0	210.62	32
Kinglake	14	8	5	1	63.71	28
Panton Hill	14	6	8	0	129.18	24
Bundoora Park	14	6	8	0	58.75	20
Epping	14	4	9	1	70.57	14
West Ivanhoe	14	2	11	1	35.86	8
Keon Park	14	0	14	0	17.95	0

UNDER-11 BLUE						
Team	P	W	L	D	%	Pts
Eltham	14	11	2	1	219.66	40
Research	14	9	4	1	124.16	32
South Morang	14	9	5	0	103.00	32
Mill Park	14	6	8	0	76.32	16
Diamond Creek	14	5	9	0	74.34	16
Bundoora Park	14	5	9	0	64.07	16

UNDER-11 RED						
Team	P	W	L	D	%	Pts
Greensborough	14	12	2	0	258.60	40
Wallan	14	10	4	0	113.78	32
West Preston	14	8	6	0	107.08	30
Northcote	14	6	8	0	141.60	24
Eltham	14	5	9	0	75.64	16
Whittlesea	14	1	13	0	34.29	2

UNDER-11 GREEN							
Team	P	W	L	B	D	Pts	% WON
Mernda	14	12	1	0	1	42	89.29
Yarrambat	14	9	5	0	0	34	64.29
West Preston	14	8	5	0	1	26	60.71
Hurstbridge	14	8	6	0	0	24	57.14
Epping	14	4	9	0	1	16	32.14
Montmorency White	13	3	9	0	1	10	26.92

UNDER-11 SILVER							
Team	P	W	L	D	%	Pts	
South Morang Gold	14	9	5	0	626.19	36	
Montmorency Black	14	8	5	1	364.71	34	
Laurimar Black	14	8	6	0	212.05	28	
Mill Park	14	6	7	1	168.90	24	
Lalor	14	2	12	0	17.43	6	
Thomastown	14	0	14	0	6.34	0	

UNDER-12 BLUE							
Team	P	W	L	D	%	Pts	
South Morang Blue	14	14	0	0	969.62	48	
Whittlesea	14	9	4	1	227.20	34	
Epping	14	9	4	1	170.97	32	
Northcote	14	7	7	0	39.72	20	
Montmorency Black	14	5	9	0	53.30	16	
Diamond Creek	14	1	13	0	18.17	2	

UNDER-12 RED							
Team	P	W	L	D	%	Pts	
Mill Park	14	11	3	0	195.85	38	
Greensborough	14	9	5	0	262.98	36	
Bundoora Park	14	7	7	0	112.18	26	
Eltham	14	6	7	1	81.94	22	
Yarrambat	14	6	7	1	80.72	18	
South Morang Gold	14	1	13	0	26.18	2	

UNDER-12 GREEN							
Team	P	W	L	D	%	Pts	
Mernda	14	13	1	0	270.65	44	
Montmorency White	14	9	5	0	117.80	32	
West Preston	14	9	5	0	118.65	30	
Wallan	14	6	8	0	95.43	20	
Eltham	14	5	9	0	83.16	18	
Research	14	1	13	0	32.16	2	



JUNIOR LADDERS

UNDER-12 SILVER							
Team	P	W	L	B	D	Pts	% WON
Keon Park	12	11	1	2	0	40	91.67
Panton Hill	12	10	2	2	0	34	83.33
Epping	12	7	5	2	0	26	58.33
Yarrambat	12	4	8	2	0	14	33.33
South Morang Maroon	12	3	9	2	0	12	25.00
Laurimar	12	3	9	2	0	10	25.00
Reservoir	12	0	12	2	0	0	0

UNDER-13 BLUE							
Team	P	W	L	D	%	Pts	
South Morang Blue	14	14	0	0	504.22	48	
Eltham	14	11	3	0	325.93	40	
Whittlesea	14	10	4	0	112.32	32	
Laurimar	14	9	5	0	123.91	30	
Mill Park	14	8	6	0	81.52	26	
Northcote	14	6	8	0	82.38	18	
Wallan	14	2	12	0	25.15	6	
West Preston Blue	14	0	14	0	18.74	0	

UNDER-13 RED							
Team	P	W	L	D	%	Pts	
Montmorency	14	10	4	0	333.86	40	
West Preston Roosters	14	8	6	0	111.05	26	
Research	14	8	6	0	82.73	26	
Greensborough	14	8	6	0	76.85	26	
South Morang Gold	14	6	8	0	118.90	22	
Epping	14	1	13	0	28.00	2	

UNDER-13 GREEN							
Team	P	W	L	D	%	Pts	
Diamond Creek	14	12	2	0	329.73	40	
Yarrambat	14	10	4	0	265.52	38	
Eltham	14	10	4	0	144.00	34	
West Lalor	14	6	8	0	152.66	24	
Hurstbridge	14	7	7	0	115.38	24	
Lalor	14	6	8	0	109.38	20	
Mernda	14	2	12	0	18.05	6	
South Morang Maroon	14	0	14	0	10.35	0	

UNDER-13 GIRLS							
Team	P	W	L	D	%	Pts	
Diamond Creek Women's	7	7	0	0	1515.15	28	
South Morang	8	4	4	0	57.06	16	
Montmorency	7	0	7	0	20.70	0	

UNDER-14 BLUE						
Team	P	W	L	D	%	Pts
Epping	14	14	0	0	488.45	48
Northcote	14	11	3	0	168.51	36
South Morang Blue	14	8	6	0	171.33	28
Wallan	14	5	9	0	50.41	18
Greensborough	14	3	11	0	52.52	10
Eltham	14	1	13	0	26.58	4

UNDER-14 RED						
Team	P	W	L	D	%	Pts
Keon Park	14	11	3	0	156.05	38
West Preston	14	11	3	0	146.23	38
Diamond Creek	14	9	5	0	355.94	36
Research	14	11	3	0	278.70	36
Yarrambat	14	10	4	0	176.06	34
Mill Park	14	9	5	0	96.14	28
Bundoora Park	14	5	9	0	106.11	16
Whittlesea	14	3	11	0	35.32	12
Montmorency	14	1	13	0	40.21	2
Epping	14	0	14	0	18.41	0

UNDER-15 BLUE							
Team	P	W	L	B	D	Pts	%WON
South Morang Blue	14	11	3	0	0	38	78.57
Mill Park	13	8	5	1	0	26	61.54
Whittlesea	13	7	6	1	0	28	53.85
Epping	14	7	7	0	0	22	50.00
Diamond Creek	14	5	9	0	0	14	35.71
Eltham	13	4	9	1	0	16	30.77

UNDER-15 RED							
Team	P	W	L	D	%	Pts	
Research	14	13	1	0	251.72	44	
Greensborough	14	11	3	0	176.92	38	
Wallan	14	6	8	0	115.53	24	
Montmorency	14	7	7	0	108.58	24	
South Morang Gold	14	2	12	0	45.85	8	
Yarrambat	14	4	10	0	36.18	8	

UNDER-15 GREEN							
Team	P	W	L	B	D	Pts	%WON
Hurstbridge	14	10	4	0	0	34	71.43
Mernda	14	9	5	0	0	34	64.29
Thomastown	12	7	5	1	0	26	58.33
Lalor	12	5	7	1	0	16	41.67
Reservoir	13	3	10	1	0	12	23.08
Eltham	13	3	10	1	0	10	23.08



JUNIOR LADDERS

UNDER-16 BLUE							
Team	P	W	L	B	D	Pts	%WON
Montmorency	14	11	3	0	0	36	78.57
South Morang	14	10	4	0	0	34	71.43
Research	14	9	5	0	0	32	64.29
Diamond Creek	13	7	6	1	0	24	53.85
West Preston Blue	14	5	9	0	0	18	35.71
Yarrambat	14	3	11	0	0	8	21.43

UNDER-16 RED							
Team	P	W	L	B	D	Pts	%WON
Hurstbridge	11	10	1	3	0	34	90.91
Epping	12	7	5	0	0	28	58.33
Eltham	11	5	6	3	0	18	45.45
West Preston Red	10	2	8	3	0	8	20.00
Mill Park	12	1	11	2	0	2	8.33

UNDER-16 GIRLS							
Team	P	W	L	D	%	Pts	
Montmorency	12	8	4	0	173.68	32	
South Morang Gold	12	8	4	0	130.79	32	
South Morang Maroon	12	6	5	1	104.84	26	
Epping	12	1	10	1	47.23	6	

UNDER-17 BLUE							
Team	P	W	L	B	D	Pts	%WON
Eltham	13	13	0	1	0	44	100
Montmorency	12	9	3	2	0	32	75.00
Mill Park	13	9	4	1	0	28	69.23
West Preston	12	7	5	2	0	20	58.33
Research	13	5	8	1	0	18	38.46
Hurstbridge	12	4	8	2	0	12	33.33
Epping	13	3	10	1	0	6	23.08

UNDER-17 RED							
Team	P	W	L	B	D	Pts	%WON
West Loral	14	10	4	0	0	36	71.43
Diamond Creek	14	9	4	0	1	34	67.86
Greensborough	14	7	5	0	2	29	57.14
Whittlesea	14	7	6	0	1	28	53.57
Northcote	14	7	6	0	1	25	53.57
Wallan	13	4	8	1	1	16	34.62
Keon Park	14	4	10	0	0	14	28.57
South Morang	14	0	14	0	0	0	0

UNDER-19 GIRLS							
Team	P	W	L	B	D	Pts	%WON
Diamond Creek Women's	13	12	1	1	0	48	92.31
Darebin Falcons	12	10	2	2	0	40	83.33
Keon Park	12	6	6	2	0	24	50.00
South Morang	12	6	6	2	0	24	50.00
Montmorency	13	6	7	1	0	24	46.15
Mill Park	12	2	10	2	0	8	16.67
Lalor Stars	10	0	10	4	0	0	0



JUNIOR BEST & FAIREST

UNDER 19 YOUTH GIRLS

1st – Rechelle McSwain (Darebin Falcons)	23 votes
2nd – Ellie Koiker (Diamond Creek Women's)	19 votes
3rd – Nicole Blythe (Montmorency)	18 votes

UNDER 17 BLUE

1st – Lewis Glasgow (Eltham)	16 votes
2nd – Damandeep Aujla (Mill Park)	14 votes
3rd – Luca Ranallone (Eltham)	14 votes

UNDER 17 RED

1st – Jacob Pickett (Greensborough)	23 votes
2nd – Marcus Fox (West Lalor)	18 votes
2nd – Thomas Cleary (Diamond Creek)	18 votes
3rd – Billy Bedford (Diamond Creek)	17 votes

UNDER 16 BLUE

1st – Darcy Macpherson (Diamond Creek)	23 votes
2nd – Jade Gresham (South Morang)	18 votes
3rd – Khodr Waari (West Preston Blue)	15 votes

UNDER 16 RED

1st – Daniel Jarvis (Hurstbridge)	21 votes
2nd – Jackson Freebairn (Epping)	14 votes
3rd – Kyle Hedderick (Epping)	12 votes

UNDER 16 YOUTH GIRLS

1st – Larissa Cullen (South Morang Maroon)	20 votes
2nd – Tayla Hardiman (South Morang Maroon)	14 votes
3rd – Molly Petrucelle (Epping)	13 votes
3rd – Taylah Barbara (South Morang Gold)	13 votes



Molly Petrucelle and Lauren Hughes

UNDER 15 BLUE

1st – Marcus Borg (South Morang)	18 votes
2nd – Steven Christou (Mill Park)	17 votes
3rd – Daniel Di Pasquale (Epping)	13 votes

UNDER 15 RED

1st – Mark Pavlovski (Yarrambat)	24 votes
2nd – Lachlan Trudgeon (Greensborough)	22 votes
3rd – Ben Paterson (Research)	21 votes

UNDER 15 GREEN

1st – Mitchell Dale (Hurstbridge)	18 votes
2nd – Nathan Gravina-Ates (Thomastown)	16 votes
3rd – James Brancolino (Lalor)	13 votes
3rd – Daniel Sebeh (Reservoir)	13 votes

UNDER 14 BLUE

1st – Ahmad Ahmad (Northcote)	24 votes
1st – Kyle McGaw (Epping)	24 votes
2nd – Mitchell Andrews (Epping)	19 votes
3rd – Jimmy Gatt (Wallan)	16 votes

UNDER 14 RED

1st – Jeremiah Murphy (Keon Park)	34 votes
2nd – Adrian Mercuri (West Preston)	29 votes
3rd – Oliver Wilson (Research)	21 votes

UNDER 13 BLUE

1st – Adrian Kalcovski (Eltham)	38 votes
2nd – Billy Goodwin (Whittlesea)	27 votes
3rd – Kyle Smith (Whittlesea)	20 votes



Laurimar Power

UNDER 13 RED

1st – Lachlan Agnew (Greensborough)	27 votes
2nd – Darvid Pitto (South Morang Gold)	17 votes
3rd – Blake Edwards (Montmorency)	16 votes
3rd – Braedyn Gillard (Montmorency)	16 votes

UNDER 13 GREEN

1st – Blake Murphy (Diamond Creek)	33 votes
2nd – Kristian Tilev (West Lalor)	27 votes
3rd – Kenn-Nogie Birthisel (Hurstbridge)	22 votes

Junior Club of the Year – Laurimar Football Club

Junior Umpire of the Year – Jason Tanti

Best First Year Umpire – Jess Neale

Northern Knights Under 15 Rookie of the Year – Ty Franks (Diamond Creek)

Most Consistent Representative Player
(Under 14B) – Khayne Horman (Research)

Most Consistent Representative Player
(Under 14A) – Joel Grace (South Morang)

Most Consistent Representative Player
(Under 15B) – Adam Currie (Eltham)

Most Consistent Representative Player
(Under 15A) – Matthew Signorello
(South Morang)

Most Consistent Representative Player
(Under 16 Youth Girls) – Lauren Hughes (Epping)



Ty Franks



JUNIOR FINALS

UNDER 10 BLUE

First Semi Final

Eltham 5.4 (34) def Montmorency 2.0 (12)

Second Semi Final

South Morang Gold 4.1 (25) def by

Greensborough 4.7 (31)

Preliminary Final

South Morang Gold 7.4 (46) def Eltham 1.3 (9)

Grand Final

Greensborough 3.5 (23) def by

South Morang Gold 3.6 (24)

UNDER 10 RED

First Semi Final

Montmorency White 9.11 (65) def

Laurimar Black 5.2 (32)

Second Semi Final

Yarrambat 9.11 (65) def Epping 1.2 (8)

Preliminary Final

Epping 4.0 (24) def by Montmorency White 4.4 (28)

Grand Final

Yarrambat 10.6 (66) def Montmorency White 1.4 (10)

UNDER 10 GREEN

First Semi Final

Laurimar Teal 6.3 (39) def Whittlesea 3.3 (21)

Second Semi Final

Montmorency Magpies 4.2 (26) def Mernda 3.6 (24)

Preliminary Final

Mernda 8.3 (51) def Laurimar Teal 0.0 (0)

Grand Final

Montmorency Magpies 4.3 (27) def Mernda 3.6 (24)

UNDER 10 SILVER

First Semi Final

Eltham 3.6 (24) def Hurstbridge 2.3 (15)

Second Semi Final

Wallan 6.4 (40) def Reservoir 2.3 (15)

Preliminary Final

Reservoir 3.2 (20) def by Eltham 10.6 (66)

Grand Final

Wallan 0.5 (5) def by Eltham 5.6 (36)

UNDER 11 BLUE

First Semi Final

South Morang Blue 3.9 (27) def Mill Park 1.2 (8)

Second Semi Final

Eltham 5.8 (38) def Research 1.1 (7)

Preliminary Final

Research 9.1 (55) def South Morang Blue 7.2 (44)

Grand Final

Eltham 2.4 (16) def Research 1.1 (7)



UNDER 11 RED

First Semi Final

West Preston 5.6 (36) def by Northcote 5.7 (37)

Second Semi Final

Greensborough 4.2 (26) def Wallan 3.7 (25)

Preliminary Final

Wallan 4.4 (28) def by Northcote 4.5 (29)

Grand Final

Greensborough 3.9 (27) def Northcote 2.4 (16)

UNDER 11 GREEN

First Semi Final

West Preston 1.1 (7) def by Hurstbridge 8.5 (53)

Second Semi Final

Mernda 7.11 (53) def Yarrambat 3.1 (19)

Preliminary Final

Yarrambat 5.4 (34) def Hurstbridge 1.5 (11)

Grand Final

Mernda 0.5 (5) def by Yarrambat 8.6 (54)

UNDER 11 SILVER

First Semi Final

Laurimar Black 7.5 (47) def Mill Park 1.4 (10)

Second Semi Final

South Morang Gold 3.4 (22) def by

Montmorency Black 6.0 (36)

Preliminary Final

South Morang Gold 3.5 (23) def by

Laurimar Black 4.5 (29)

Grand Final

Montmorency Black 3.8 (26) def by

Laurimar Black 4.8 (32)

UNDER 12 BLUE

First Semi Final

Epping 14.7 (91) def Northcote 0.5 (5)

Second Semi Final

South Morang Blue 4.7 (31) def Whittlesea 3.2 (20)

Preliminary Final

Whittlesea 8.8 (56) def Epping 3.6 (24)

Grand Final

South Morang Blue 2.11 (23) def by

Whittlesea 3.6 (24)

UNDER 12 RED

First Semi Final

Bundoora Park 6.9 (45) def Eltham 4.5 (29)

Second Semi Final

Mill Park 1.3 (9) def by Greensborough 8.6 (54)

Preliminary Final

Mill Park 5.2 (32) def Bundoora Park 2.4 (16)

Grand Final

Greensborough 2.4 (16) def by Mill Park 3.3 (21)

UNDER 12 GREEN

First Semi Final

West Preston 5.9 (39) def Wallan 2.1 (13)

Second Semi Final

Mernda 14.14 (98) def Montmorency White 5.5 (35)

Preliminary Final

Montmorency White 5.3 (33) def by

West Preston 8.4 (52)

Grand Final

Mernda 6.9 (45) def West Preston 5.5 (35)

UNDER 12 SILVER

First Semi Final

Epping 2.4 (16) def by Yarrambat 7.5 (47)

Second Semi Final

Keon Park 4.5 (29) def Panton Hill 1.7 (13)

Preliminary Final

Panton Hill 2.7 (19) def Yarrambat 1.0 (6)

Grand Final

Keon Park 3.1 (19) def Panton Hill 2.1 (13)



UNDER 13 BLUE

First Semi Final

Whittlesea 7.3 (45) def by Laurimar 8.6 (54)

Second Semi Final

South Morang Blue 8.7 (55) def Eltham 5.3 (33)

Preliminary Final

Eltham 4.2 (26) def by Laurimar 4.10 (34)

Grand Final

South Morang Blue 7.10 (52) def Laurimar 2.7 (19)

UNDER 13 RED

First Semi Final

Research 2.2 (14) def by Greensborough 4.7 (31)

Second Semi Final

Montmorency 12.16 (88) def

West Preston Roosters 2.2 (14)

Preliminary Final

West Preston Roosters 5.7 (37) def

Greensborough 4.3 (27)

Grand Final

Montmorency 7.6 (48) def

West Preston Roosters 0.2 (2)

UNDER 13 GREEN

First Semi Final

Eltham 5.12 (42) def West Lalor 2.5 (17)

Second Semi Final

Diamond Creek 6.7 (43) def Yarrambat 3.6 (24)

Preliminary Final

Yarrambat 13.14 (92) def Eltham 0.4 (4)

Grand Final

Diamond Creek 10.8 (68) def Yarrambat 1.6 (12)



UNDER 14 BLUE

First Semi Final

South Morang Blue 15.10 (100) def Wallan 5.2 (32)

Second Semi Final

Epping 11.10 (76) def by **Northcote 12.7 (79)**

Preliminary Final

Epping 23.9 (147) def South Morang Blue 5.9 (39)

Grand Final

Northcote 6.3 (39) def by **Epping 12.8 (80)**

UNDER 14 RED

First Semi Final

Diamond Creek 7.5 (47) def Research 6.5 (41)

Second Semi Final

Keon Park 13.12 (90) def West Preston 9.6 (60)

Preliminary Final

West Preston 7.9 (51) def Diamond Creek 6.5 (41)

Grand Final

Keon Park 7.3 (45) def by **West Preston 16.9 (105)**

UNDER 15 BLUE

First Semi Final

Whittlesea 7.9 (51) def by **Epping 7.10 (52)**

Second Semi Final

South Morang Blue 15.11 (101) def Mill Park 3.4 (22)

Preliminary Final

Mill Park 10.9 (69) def Epping 8.2 (50)

Grand Final

South Morang Blue 6.12 (48) def by **Mill Park 7.8 (50)**

UNDER 15 RED

First Semi Final

Wallan 6.8 (44) def by **Montmorency 9.14 (68)**

Second Semi Final

Research 11.6 (72) def Greensborough 4.5 (29)

Preliminary Final

Greensborough 2.4 (16) def by **Montmorency 8.11 (59)**

Grand Final

Research 10.10 (70) def Montmorency 2.4 (16)

UNDER 15 GREEN

First Semi Final

Thomastown 11.6 (72) def by **Lalor 16.11 (107)**

Second Semi Final

Hurstbridge 4.18 (42) def Mernda 5.5 (35)

Preliminary Final

Mernda 5.4 (34) def by **Lalor 8.20 (68)**

Grand Final

Hurstbridge 5.5 (35) def by **Lalor 12.9 (81)**

UNDER 16 BLUE

First Semi Final

Research 5.8 (38) def by **Diamond Creek 11.7 (73)**

Second Semi Final

Montmorency 8.8 (56) def by **South Morang 9.5 (59)**

Preliminary Final

Montmorency 6.10 (46) def by
Diamond Creek 12.7 (79)

Grand Final

South Morang 12.12 (84) def Diamond Creek 7.10 (52)

UNDER 16 RED

First Semi Final

Eltham 16.7 (103) def West Preston Red 4.6 (30)

Second Semi Final

Hurstbridge 18.7 (115) def Epping 11.5 (71)

Preliminary Final

Epping 12.9 (81) def Eltham 4.8 (32)

Grand Final

Hurstbridge 8.8 (56) def by **Epping 14.6 (90)**

UNDER 16 YOUTH GIRLS

First Semi Final

South Morang Maroon 7.11 (53) def Epping 3.8 (26)

Second Semi Final

Montmorency 4.5 (29) def by
South Morang Gold 4.8 (32)

Preliminary Final

Montmorency 5.5 (35) def
South Morang Maroon 3.3 (21)

Grand Final

South Morang Gold 3.5 (23) def by
Montmorency 5.7 (37)

UNDER 17 BLUE

First Semi Final

Mill Park 9.6 (60) def by **West Preston 11.11 (77)**

Second Semi Final

Eltham 14.8 (92) def Montmorency 4.11 (35)

Preliminary Final

Montmorency 10.4 (64) def West Preston 9.7 (61)

Grand Final

Eltham 9.6 (60) def Montmorency 6.7 (43)

UNDER 17 RED

First Semi Final

Greensborough 13.5 (83) def by **Whittlesea 13.8 (86)**

Second Semi Final

West Lalor 10.6 (66) def by **Diamond Creek 10.11 (71)**

Preliminary Final

West Lalor 7.8 (50) def by **Whittlesea 12.9 (81)**

Grand Final

Diamond Creek 12.15 (87) def Whittlesea 5.4 (34)

UNDER 19 YOUTH GIRLS

First Semi Final

Keon Park 6.6 (42) def by **South Morang 11.9 (75)**

Second Semi Final

Diamond Creek Youth Girls 5.3 (33) def by
Darebin Falcons 9.6 (60)

Preliminary Final

Diamond Creek Youth Girls 9.15 (69) def
South Morang 4.4 (28)

Grand Final

Darebin Falcons 6.3 (39) def
Diamond Creek Youth Girls 5.6 (36)





METRO CHAMPIONSHIPS

UNDER 14 DIVISION 1

ROUND 1

NFL	2.2	3.4	5.9	5.14 (44)
YJFL	3.0	5.1	6.5	7.5 (47)

Best: NFL – L. Northeast, K. McGaw, J. Petruccelle, A. Fable, J. Wilkins, J. Murphy

Goals: NFL – M. Andrews, C. Pisano, J. Wilkins, J. Gillespie, V. Montagnese

ROUND 2

NFL	2.2	7.2	10.3	14.3 (87)
SMJFL	1.1	2.3	5.4	8.11 (59)

Best: NFL – M. Andrews, V. Montagnese, K. McGaw, N. Viotto, J. Wilkins, L. Northeast
SMJFL – G. Cappiello, J. Higgins, C. Constable, H. Mclean, W. Armstrong, L. Height

Goals: NFL – J. Gillespie 3, M. Andrews 2, R. Hobbs 2, P. Howe 2, L. Northeast 2, J. Petruccelle, J. Murphy, M. Daniele
SMJFL – I. Morrisby 2, S. Williams, G. Cappiello, H. Persson, C. Constable, A. Lowe, A. Styles

ROUND 3

NFL	3.5	4.9	6.13	6.14 (50)
SEJ	0.0	2.1	4.3	7.6 (48)

Best: NFL – V. Montagnese, J. Grace, K. McGaw, P. Howe, A. Mercuri, N. Viotto
SEJ – D. Webber, H. Skinner, D. Morris, M. Lega-Frost, O. Clavarino, C. Guley

Goals: NFL – P. Howe 2, A. Fable, M. Andrews, J. Wilkins, J. Gillespie
SEJ – C. Fenton 2, M. Sheppard, H. Skinner, M. Lega-Frost, D. Morris, R. Mills

UNDER 14 DIVISION 2

ROUND 1

NFL	3.4	3.7	4.11	4.12 (36)
EDFL	1.2	1.8	4.10	8.20 (68)

Best: NFL – K. Patterson, J. Fitzpatrick, W. Reddrop, D. Hachem, M. Hughes, H. Bland
EDFL – L. McBride, C. Littlewood, R. Desira, B. Fisher, L. Gallo, M. Burgess

Goals: NFL – C. Morgan 2, L. McLeod, L. Flatley
EDFL – J. Griffin 3, D. Walters 2, C. Littlewood 2, Z. Bulzomi

ROUND 2

NFL	0.0	1.2	1.4	3.6 (24)
SMJFL	5.5	6.8	9.10	11.13 (79)

Best: NFL – K. Horman, D. Horsfield, R. Kennedy, M. Mitchell, R. Bonello, H. Ridding
SMJFL – O. Roberts, A. Trusler, D. Keating, O. Bennett, J. Morgan, A. Schaeche

Goals: NFL – J. Belvedere 2, C. Morgan
SMJFL – J. Liberman 2, C. McGaw 2, C. Hodges 2, R. Faulkner-Wood, O. Bennett, L. Barrett, A. Trusler, A. Schaeche

ROUND 3

NFL	5.4	6.4	7.8	9.9 (63)
SEJ	0.0	4.6	4.7	7.7 (49)

Best: NFL – R. Kennedy, D. Horsfield, D. Paolino, M. Hughes, R. Bonello, C. Morgan
SEJ – B. Rogers, B. Worland, B. Gwin, J. Smith, W. Arthursen, T. Miller

Goals: SEJ – A. Machnikowski 2, A. Zijai 2, B. Rogers, J. Loomes, W. Arthursen

UNDER 15 DIVISION 1

ROUND 1

NFL	1.4	2.6	3.7	3.11 (29)
YJFL	3.4	3.6	4.10	7.12 (54)

Best: NFL – M. Borg, H. Reid, S. Christou, T. Franks, M. Signorello, A. Pitruzzello
YJFL – D. Reinbold, L. Tink, M. Blake, P. Wallis, L. Bunker, M. Martin

Goals: NFL – M. Borg 2, C. Leslie
YJFL – M. Martin 2, J. Richards 2, S. Rintoul, W. Brusnahan, M. Capetola

ROUND 2

NFL	0.1	2.2	3.3	3.8 (26)
SMJFL	1.2	4.3	4.7	6.8 (44)

Best: NFL – T. Franks, H. Reid, M. Signorello, S. Christou, J. Taylor, L. Murphy
SEJ – J. Wise, S. Michael, J. Laidlaw, C. Lyons, H. Schaffer, A. Krakauer

Goals: NFL – J. Taylor, D. Kambouris, A. Pitruzzello
SEJ – H. Schaffer 3, J. Laidlaw, W. Taylor, J. Wise

ROUND 3

NFL	2.2	5.5	8.7	14.12 (96)
SEJ	2.1	2.2	3.3	3.3 (21)

Best: NFL – M. Signorello, J. Taylor, H. Reid, A. Tilley, J. Hewson, M. Borg
SEJ – J. Battle, M. Cronjaeger, J. Vis, A. Websdale, J. Harrison, J. Smith

Goals: NFL – M. Coen 2, A. Tilley 2, M. Signorello 2, T. Franks, J. Torcaso, G. Fable, J. Stavely, J. Taylor, J. Hewson, C. Leslie, A. Pitruzzello
SEJ – J. Battle 2, J. Smith

UNDER 15 DIVISION 2

ROUND 1

NFL	3.1	7.1	9.1	9.1 (55)
EDFL	4.0	10.2	12.4	13.6 (84)

Best: NFL – A. Currie, B. Avola, T. Tobin, A. Cardamone, L. Wachinger, S. Paterson
EDFL – M. Michienzi, J. Cauchi, G. Abboud, T. Mancuso, C. Middleton, C. Drew

Goals: NFL – A. Currie 2, L. Scuderi 2, B. Avola 2, N. Sanjiven, J. Smith, K. Watson
EDFL – J. Cauchi 4, G. Abboud 3, P. Baccari 2, C. Graziano-Barry, A. Barba, T. Mancuso, A. Careri

ROUND 2

NFL	1.3	4.5	6.8	6.11 (47)
SMJFL	2.4	5.6	7.7	10.11 (71)

Best: NFL – B. Paterson, D. Di Pasquale, J. Winter, A. Cardamone, M. Pavlovski, A. Currie
SMJFL – J. Trew, O. Don, Z. Benson, K. Beveridge, S. Finnegan, D. Bone

Goals: NFL – S. Binion 2, J. Tyrrell, B. Paterson, L. Scuderi, M. Pavlovski
SMJFL – S. Finnegan 2, O. Florent, D. Tocher, L. McCabe, C. Larkin, O. Don, R. Hayward, K. Beveridge, H. Bowen

ROUND 3

NFL	5.8	7.10	9.12	11.13 (79)
SEJ	0.0	0.1	1.2	4.8 (32)

Best: NFL – D. Stuart, S. Paterson, B. Paterson, A. Currie, M. Pavlovski, A. Hughan
SEJ – J. Cackett, K. Savage, K. Dickson, J. Stephens, J. Boccari, M. Allender

Goals: NFL – S. Paterson 2, S. Binion 2, N. Sanjiven, J. Taylor, J. Smith, B. Paterson, J. Shelton, T. Tobin, D. Stuart
SEJ – K. Dickson 2, T. Toner, J. Boccari

YOUTH GIRLS

ROUND 1

NFL	0.1	0.1	2.2	2.2 (14)
SEJ	6.0	8.0	11.3	13.13 (91)

Best: NFL – T. Barbara, T. Hardiman, L. Hughes, T. Amos, L. Stewart, N. Magriplis
SEJ – T. Dale, K. Cox, G. Gee, K. Llerena, S. Conway, T. Hughes

Goals: NFL – L. Stewart, N. Magriplis
SEJ – B. Partington 4, G. Fisher 2, Z. Mitchell 2, G. Gee 2, L. Hojnacki, G. Anderson, M. Vouropoulos

ROUND 2

NFL	2.1	3.3	6.3	6.3 (39)
WRFL	3.0	4.0	7.3	8.9 (57)

Best: NFL – T. Hardiman, L. Hughes, L. Stewart, J. McCarthy, N. Magriplis, L. Cullen
WRFL – B. Eley, C. Balshaw, B. Bonnici, N. Ferres, K. Cook, P. Cordes

Goals: NFL – C. Ashley 2, L. Cullen, H. Eyre, M. Reinke, N. Magriplis
WRFL – K. Cook 4, S. Guastalegname, C. Balshaw, B. Mifsud, K. Koropecjy

ROUND 3

NFL	0.0	0.0	0.0	0.0 (0)
YJFL	5.8	8.8	10.14	17.15 (117)

Best: NFL – N. Magriplis, L. Cullen, L. Hughes, M. Reinke, T. Hardiman, G. Edgell
YJFL – M. Amon, T. Zagontinos, B. Cruickshank, K. Smith, A. Brown, D. Wearne

Goals: YJFL – M. Amon 6, K. Smith 2, T. Zagontinos 2, B. Cruickshank 2, M. Fitton, D. Berry, D. Wearne, A. Pane, R. Traplin

2013 AFCA COACH OF THE YEAR AWARDS

Montmorency coach **Bryan 'Jack' Cole** was named the 2013 Northern Region Senior Coach of the Year when the Northern branch of the Australian Coaches Association held its annual Coach of the Year awards at Rydges Bell City on September 4.

Cole edged out fellow nominees Garry Ramsay (Macleod), Dean Haydock (Panton Hill) and Steve Krstevski (Thomastown) after he led the Magpies to the 2013 Division 1 Grand Final in his first season back at Montmorency, following a two-year stint as coach of Greensborough.

Despite falling at the last hurdle in its quest to end a 34-year premiership drought, 2013 was a year in which Montmorency reaffirmed its powerhouse status within local football ranks.

The Magpies won 15 of 18 home and away matches and advanced to the Grand Final after a gripping second semi final victory over Bundoora. Unfortunately for Cole and his team, the result was reversed a fortnight later.

Cole was also recognised for his work off the field, which included establishing greater connection between Montmorency's senior and junior teams. He established a roster for his leadership group to attend and supervise at junior training and also invited Montmorency junior coaches to attend senior training sessions.

In just her second year of coaching, Montmorency under-19 girls coach **Celia Piesse** took out the AFCA Victoria Female Coach of the Year in November, just two months after winning the AFCA Northern Region Female Coach of the Year.

Piesse has been an outstanding leader of Montmorency's very successful female football program, which fielded three female clubs in 2013 after having not one female player just two years ago.

In 2013 she coached the Magpies' under-19 side and oversaw the club's entire female program, which included assisting with its under-16 and under-13 teams.

Eltham under-17 coach **Paul Reid** was awarded the 2013 Junior Coach of the Year after his team won the Under-17 Blue premiership on the back of an undefeated season.

Prior to the season commencing, Reid tailored a pre-season program for individual players, enabling each player to train specific areas where they most needed improvement.

He is also a mentor to coaches within the Eltham Junior

Football Club and regularly empowered his assistant coaches.

Eltham stalwart **Mervyn Bennell** was awarded the Contribution to Football (Male) award for this lifelong service to the club, while **Helen Smith** was also recognised for her contribution to the Eltham Football Club with the Contribution to Football (Female) award.

Special guests at the night included Carlton Football Club assistant coaches Rob Wiley and John Barker and Diamond Creek Women's footballer Steph Chiccoi who was selected by the Western Bulldogs with pick No. 2 in the inaugural AFL Women's Draft.

Here are the nominees for each award category. The winners are in bold.

SENIOR

Bryan Cole (Montmorency)

Dean Haydock (Panton Hill)
Steve Krstevski (Thomastown)
Garry Ramsay (Macleod)

FEMALE

Celia Piesse (Montmorency JFC)

Mel Murray (Watsonia South Auskick)

YOUTH

Paul Reid (Eltham)

Con Ioannidis (Mill Park)
Ash McGregor (West Preston-Lakeside)
Stephen Philp (St Mary's)
Luke Russell (Whittlesea)
Grant Shelton (Research)
Stephen Stoddart (St Mary's)

JUNIOR

Jack Batchelor (St Mary's)

John Kennan (Heidelberg)
Craig Martin (Bundoora Park)
John Nixon (Montmorency)
Paul Tobin (St Mary's)

AUSKICK

Adam Deacon (East Ivanhoe)

David Callaway (Yarrambat)
Daryl Collie (Apollo Parkways)
Matt Drew (Fitzroy/Carlton)
Andrew Lesson (Watsonia South)
Brett McCarthy (Mill Park)
Darren Rigg (Montmorency)
Chas Sauro (West Preston)
Ryan Selkrig (Apollo Parkways)
John Warburton (South Morang)

AUSKICK CO-ORDINATOR OF THE YEAR

Bruce Mason (Mill Park)

CONTRIBUTION TO FOOTBALL – FEMALE

Helen Smith (Eltham)

CONTRIBUTION TO FOOTBALL – MALE

Mervyn Bennell (Eltham)



Jack Cole



Celia Piesse



BEST & FAIREST

NFL

Div 1 - Best and Fairest - Frank Rosbrook Trophy

2013	Cameron Cloke	Bundoora
	Mark Lynch	Heidelberg
2012	Bronik Davies	Northcote Park
	Matthew Dennis	Bundoora
2011	Michael Finn	Heidelberg
2010	Nick Meese	West Preston-Lakeside
2009	Daniel Keenan	Montmorency
2008	Daniel Keenan	Montmorency
	Shane Harvey	North Heidelberg
	David Mitchell	Bundoora
2007	Daniel McFerran	West Preston-Lakeside

DVFL

Div 1 - Best and Fairest - Frank Smith Medal

2006	Brett Jeffrey	Northcote Park
2005	Daniel King	Epping
2004	Daniel King	Epping
2003	Fabian Carelli	West Preston-Lakeside
2002	Mario Bandera	North Heidelberg
2001	Dean Haydock	Heidelberg
2000	Paul King	Bundoora
1999	Leigh Gray	North Heidelberg
1998	Ryan Smith	Heidelberg
1997	Barry Mitchell	Northcote Park
1996	John Origlasso	Northcote Park
1995	Adrian Cameron	Bundoora
1994	Renato Marinelli	Diamond Creek
1993	Kevin Brown	Bundoora
1992	Chris Keating	Bundoora
1991	Peter Woodward	Montmorency
	Neil Brindley	Greensborough
	Peter Mastin	Greensborough
1990	Chris Keating	Bundoora
1989	Richard Guldson	Heidelberg
1988	Brad Dunbar	Heidelberg West
1987	Wayne Dobson	Greensborough
1986	Mark Perkins	Heidelberg West
1985	Darryl Harries	Lalor
1984	Kelvin Wood	Heidelberg West
1983	Wayne Dobson	Greensborough
1982	Wayne Headlam	Diamond Creek
1981	Wayne Headlam	Diamond Creek

1980	Elias Demestichas	South Morang
1979	John Ellis	Watsonia
1978	Mario Cipolla	North Heidelberg
1977	Jeff Edwards	North Heidelberg
1976	John Horton	Diamond Creek
1975	John Clancy	Heidelberg
1974	Mario Cipolla	North Heidelberg
1973	Stephen Thorpe	Templestowe
1972	Robin Perkins	Heidelberg
1971	Jim Christou	Heidelberg
1970	Frank Natoli	Reservoir-Lakeside
1969	Geoff Noble	Macleod-Rosanna
1968	Dennis Aspinall	Eltham
1967	Geoff Condie	Diamond Creek
1966	Ken Jones	Diamond Creek
	Graham Campbell	Reservoir-Lakeside
1965	Graham Campbell	Reservoir-Lakeside
1964	Pat Foley	Heidelberg West
1963	Pat Foley	Heidelberg West
1962	Ken Jones	Montmorency
1961	Joe Murphy	Greensborough
1960	Clem Cooper	Epping
1959	John Elliot	Diamond Creek
1958	John Elliot	Diamond Creek
	Don McDowell	Greensborough
1957	John Elliot	Diamond Creek
1956	Jack Davies	Epping
1955	Kevin Hart	Macleod
1954	Joe Murphy	Greensborough
	Doug King	Reservoir-Lakeside
1953	Jack Tucker	Heidelberg West
1952	Kevin Hart	Macleod
1951	Joe Adams	Epping
1950	Geoff Heddle	Diamond Creek
1949	Geoff Heddle	Diamond Creek
1948	Jack Dempster	Templestowe
1947	Reg Milburn	Epping
1946	Joe Delaney	Heidelberg

NFL

Division 2 - Best and Fairest

2013	Rohan Davies	Mernda
2012	Lionel Proctor	Fitzroy Stars
2011	Darcy Barden	Lower Plenty

2010	Luke Jackson	Diamond Creek
2009	Daniel Moore	Epping
2008	Lionel Proctor	Fitzroy Stars
2007	Andrew Bennett	Macleod

DVFL

Division 2 - Best and Fairest

2006	Daniel Eifermann	Whittlesea
2005	Ryan Bongetti	South Morang
2004	William Box	Panton Hill
2003	Jai Audley	Hurstbridge
2002	Heath Ayres	Wallan
2001	Tony Callea	Fawkner Park
2000	Paul Eccles	Watsonia
1999	Mark Spiteri	Kinglake
1998	Dean Harrington	Whittlesea
1997	Ray Buttigieg	South Morang
	Tony Maraschiello	Mernda
1996	Rocky Iacopino	Macleod
1995	Dale Carmody	West Preston
1994	Billy Colosimo	Reservoir
1993	Adam Bruni	West Preston
1992	Paul Tilley	West Preston
1991	Robert Mietus	Hurstbridge
1990	Malcolm Griffiths	Watsonia
	John Hassell	Mernda
1989	Brett Johnstone	South Morang
	Glenn Whittenbury	Templestowe
1988	Steve Easton	Research
1987	Greg Fyffe	West Preston
1986	Stan Apostola	Epping
1985	Les Pugh	Thornbury
1984	Adrian Sullivan	West Preston
1983	Bernie Nicholson	Macleod-Rosanna
1982	Anthony McFarlane	Eltham
	Glenn Irving	Eltham
1981	Mark Slater	Bundoora

NFL

Division 3 - Best and Fairest

2013	Lochie Dornauf	Watsonia
2012	Rohan Davies	Mernda
2011	Brad Hockey	Parkside
2010	Ryan Docherty	Reservoir
2009	Robbie Wise	Parkside



LEADING GOALKICKERS

DIVISION 1

NFL Leading Goalkicker Club Goals

2013	Cameron Cloke	Bundoora	83
2012	Gary Moorcroft	Bundoora	70
2011	Dean Limbach	Montmorency	83
2010	Saul Caddy	Heidelberg	82
2009	Shane Harvey	North Heidelberg	102
2008	Shane Harvey	North Heidelberg	108
2007	Chris Hall	Heidelberg	72
	Shaun Ryan	North Heidelberg	72

DVFL Leading Goalkicker Club Goals

2006	Adrian Baker	West Preston-Lakeside	73
2005	Chris Hall	Heidelberg	102
2004	Cristian Brandt	North Heidelberg	78
2003	Peter Van Blomnestein	Heidelberg	87
2002	Steve Bawden	Epping	87
2001	Jason Heatley	North Heidelberg	110
2000	Damien Yze	Northcote Park	99
1999	Jamie Shaw	North Heidelberg	134
1998	Athas Hrysoulakis	Lalor	88
1997	Jamie Shaw	North Heidelberg	114
1996	Jamie Shaw	North Heidelberg	88
1995	Jamie Shaw	North Heidelberg	113
1994	Jamie Shaw	North Heidelberg	161
1993	Brett Hancock	North Heidelberg	97

1992	Jason Heatley	North Heidelberg	118
1991	Jamie Solyom	Lalor	73
1990	David Miller	Heidelberg	95
1989	Steve Webster	Montmorency	62
1988	Steve Webster	Montmorency	57
1987	Steve Webster	Montmorency	83
1986	Mark Johnson	North Heidelberg	59
1985	Glenn Townsend	Greensborough	103
1984	Russell Jessop	Lalor	103
1983	Bill Seiler	Diamond Creek	82
1982	Bill Seiler	Diamond Creek	86
1981	Bill Seiler	Diamond Creek	82
1980	Keith Robins	Lalor	90
1979	Robert Downie	Watsonia	64
1978	Kevin Grose	North Heidelberg	80
	Graeme Fraser	Montmorency	80
1977	Ron Wilson	South Morang	83
1976	Bruce McDowell	Greensborough	97
1975	Bruce McDowell	Greensborough	86
1974	Lindsay Hopkins	Templestowe	66
1973	Ivan Bromley	Reservoir-Lakeside	87
1972	Ivan Bromley	Reservoir-Lakeside	115
1971	John Horton	Diamond Creek	78
1970	John Vadjia	Macleod-Rosanna	81
1969	Ted Wallace	Templestowe	94
1968	Bill Chapman	Macleod-Rosanna	73
1967	Bernie Drury	Montmorency	69
1966	Max Condie	Diamond Creek	81
1965	Doug Hayes	Reservoir-Lakeside	85
1964	Claude Howard	Heidelberg	74
1963	Gerald Walsh	Epping	96
1962	Gerald Walsh	Epping	70
1961	Les Cann	Reservoir-Lakeside	68
1960	Ivan Francis	Heidelberg West	67
1959	Ed Crawley	Heidelberg West	70
1958	Gerald Walsh	Epping	81
1957	Ray Skals	Greensborough	96
1956	Les Cann	Montmorency	85
1955	Ron Denmead	Montmorency	65
1954	Ron Denmead	Montmorency	126
1953	Roy Kelly	Eltham	64
1952	Wally Dingle	Montmorency	71
1951	Brian Gillberg	Montmorency	74
1950	Bill Harvey	Heidelberg	102
1949	Jack Dempster	Templestowe	97
1948	Gordon Hastings	Reservoir	68
1947	Gordon Hastings	Reservoir	112
1946	Gordon Hastings	Reservoir	73
1933	J West	Eltham	128



LEADING GOALKICKERS

DIVISION 2

NFL	Leading Goalkicker	Club	Goals	2001	Paul Baker	Whittlesea	107	1987	Ron Wilson	Eltham	83
2013	Shane Harvey	North Heidelberg	120	2000	Gavin Tapner	Watsonia	90	1986	Darren Scott	Epping	97
2012	Shane Harvey	North Heidelberg	83	1999	Ron McKeown	Whittlesea	114	1985	Warren Jarman	Eltham	72
2011	Peter Shepherd	Lalor	93	1998	Jamie Bown	Whittlesea	79	1984	Steve Banbury	West Preston	56
2010	Benjamin Gill	Lower Plenty	59	1997	Paul Baker	Kinglake	102	1983	Peter McNiece	Northcote Park	83
2009	John Hayes	Fitzroy Stars	89	1996	Paul Baker	Hurstbridge	93	1982	Peter Lowe	Macleod-Rosanna	85
2008	Aaron Willitts	Epping	78	1995	Paul Baker	Hurstbridge	85	1981	Rob Michaelangeli	Northcote Park	76
2007	Cristian Brandt	Macleod	109	1994	David Miller	West Preston	85				
				1993	Paul Baker	Hurstbridge	139				
				1992	Cristian Brandt	Hurstbridge	116				
				1991	Greg Withers	West Preston	68				
				1990	Steve Webster	Heidelberg West	80				
				1989	Malcolm Niddrie	Epping	96				
				1988	Darren Scott	Templestowe	92				
						Epping	80				

DIVISION 3

NFL	Leading Goalkicker	Club	Goals
2013	Ben Finnin	Panton Hill	56
2012	Jonathon Byron	Panton Hill	96
2011	Dallas King	Parkside	60
2010	Johnathon Garrard	Panton Hill	88
2009	Benjamin Gill	Panton Hill	63



PREMIERSHIP TEAMS

DIVISION 1

NFL Seniors

2013	Bundoora
2012	Northcote Park
2011	Bundoora
2010	West Preston-Lakeside
2009	Heidelberg
2008	Heidelberg
2007	Heidelberg

DVFL Seniors

2006	Heidelberg
2005	North Heidelberg
2004	Heidelberg
2003	West Preston-Lakeside
2002	Northcote Park
2001	Northcote Park
2000	Northcote Park
1999	Northcote Park
1998	Lalor
1997	Northcote Park
1996	Bundoora
1995	Bundoora
1994	North Heidelberg
1993	Lalor
1992	Lalor
1991	Lalor
1990	Heidelberg
1989	Greensborough
1988	Greensborough
1987	North Heidelberg
1986	Heidelberg
1985	North Heidelberg
1984	Greensborough
1983	Greensborough
1982	Diamond Creek
1981	Diamond Creek
1980	Lalor
1979	Montmorency
1978	North Heidelberg
1977	Reservoir-Lakeside
1976	Montmorency
1975	Reservoir-Lakeside
1974	Eltham
1973	Templestowe

1972	Eltham
1971	Macleod-Rosanna
1970	Eltham
1969	Eltham
1968	Templestowe
1967	Greensborough
1966	Greensborough
1965	Reservoir-Lakeside
1964	Heidelberg
1963	Epping
1962	North Heidelberg
1961	Greensborough
1960	Greensborough
1959	Heidelberg
1958	Greensborough
1957	Heidelberg
1956	Heidelberg
1955	Greensborough
1954	Montmorency
1953	Eltham
1952	Greensborough
1951	Montmorency
1950	Heidelberg
1949	Eltham
1948	Heidelberg
1947	Reservoir
1946	Reservoir

1941 - 1945

Competition suspended due to World War II

1941	Heidelberg West
1940	Epping
1939	Epping
1938	Heidelberg
1937	Heidelberg
1936	Epping
1935	Epping
1934	Greensborough
1933	Epping
1932	Eltham
1931	Greensborough
1930	Eltham
1929	Heidelberg Juniors
1928	Heidelberg Juniors

1927	Greensborough
1926	Diamond Creek
1925	Greensborough
1924	Diamond Creek
1923	Heidelberg
1922	Greensborough

DIVISION 1

NFL Reserves

2013	Heidelberg
2012	West Preston-Lakeside
2011	Montmorency
2010	Bundoora
2009	Bundoora
2008	Heidelberg
2007	Heidelberg

DVFL Reserves

2006	Bundoora
2005	Montmorency
2004	Heidelberg
2003	Bundoora
2002	Montmorency
2001	Heidelberg
2000	Heidelberg
1999	Bundoora
1998	Lalor
1997	Bundoora
1996	Bundoora
1995	Montmorency
1994	North Heidelberg
1993	Bundoora
1992	North Heidelberg
1991	Bundoora
1990	North Heidelberg
1989	North Heidelberg
1988	North Heidelberg
1987	North Heidelberg
1986	North Heidelberg
1985	North Heidelberg
1984	Greensborough
1983	Bundoora
1982	Montmorency
1981	Lalor
1980	Lalor

1979	Montmorency
1978	Reservoir-Lakeside
1977	North Heidelberg
1976	North Heidelberg
1975	Reservoir-Lakeside
1974	Eltham
1973	Macleod-Rosanna
1972	Greensborough
1971	Eltham
1970	Reservoir-Lakeside
1969	Reservoir-Lakeside
1968	South Morang
1967	Heidelberg
1966	Reservoir-Lakeside
1965	Reservoir-Lakeside
1964	North Heidelberg
1963	Heidelberg
1962	Greensborough
1961	Greensborough
1960	Heidelberg
1959	Macleod
1958	Macleod
1957	Macleod
1956	Heidelberg
1955	Heidelberg West
1954	Greensborough
1953	Heidelberg
1952	Epping
1951	Heidelberg
1950	Heidelberg
1949	Diamond Creek
1948	Macleod
1947	Eltham

DIVISION 1

NFL Under-19s

2013	West Preston-Lakeside
2012	Northcote Park
2011	Greensborough
2010	Greensborough
2009	Greensborough
2008	West Preston-Lakeside
2007	Eltham



PREMIERSHIP TEAMS

DVFL Under-19s

2006	West Preston-Lakeside
2005	Northcote Park/Alphington
2004	Northcote Park/Alphington
2003	Northcote Park/Alphington
2002	Bundoora
2001	Montmorency
2000	Bundoora
1999	Northcote Park/Alphington
1998	Northcote Park/Alphington
1997	Epping
1996	North Heidelberg
1995	Lalor
1994	Montmorency
1993	Epping
1992	Reservoir-Lakeside
1991	Montmorency
1990	Greensborough
1989	North Heidelberg
1988	Bundoora
1987	Lalor
1986	Bundoora
1985	Lalor
1984	North Heidelberg
1983	Lalor
1982	Templestowe
1981	Montmorency
1980	Heidelberg
1979	Greensborough
1978	Reservoir-Lakeside
1977	Watsonia
1976	Reservoir-Lakeside
1975	Reservoir-Lakeside
1974	Greensborough
1973	Reservoir-Lakeside
1972	Greensborough
1971	Reservoir-Lakeside
1970	Greensborough
1969	Greensborough
1968	Reservoir-Lakeside
1967	Montmorency
1966	Heidelberg West
1965	Macleod-Rosanna
1964	Macleod-Rosanna
1963	North Heidelberg
1962	North Heidelberg

DIVISION 2

NFL Seniors

2013	Whittlesea
2012	Epping
2011	Lower Plenty
2010	Whittlesea
2009	Macleod
2008	Thomastown
2007	Lalor

DVFL Seniors

2006	Greensborough
2005	Diamond Creek
2004	Lalor
2003	Hurstbridge
2002	Eltham
2001	Lalor
2000	Eltham
1999	Lower Plenty
1998	Diamond Creek
1997	Eltham
1996	West Preston
1995	Eltham
1994	Northcote Park
1993	West Preston
1992	Diamond Creek
1991	Mernda
1990	Epping
1989	Eltham
1988	West Preston
1987	Watsonia
1986	Epping
1985	Northcote Park
1984	Reservoir
1983	Heidelberg
1982	Eltham
1981	Bundoora

DIVISION 2

NFL Reserves

2013	Diamond Creek
2012	Diamond Creek
2011	Lower Plenty
2010	Mernda
2009	Diamond Creek
2008	Mernda
2007	Thomastown

DIVISION 2

DVFL Reserves

2006	Greensborough
2005	Greensborough
2004	Lalor
2003	Lalor
2002	South Morang
2001	Lalor
2000	Eltham
1999	Whittlesea
1998	Diamond Creek
1997	Diamond Creek
1996	West Preston
1995	West Preston
1994	Northcote Park
1993	West Preston
1992	West Preston
1991	West Preston
1990	Epping
1989	Epping
1988	Research
1987	Reservoir-Lakeside
1986	Reservoir-Lakeside
1985	West Preston
1984	Reservoir
1983	Northcote Park
1982	Reservoir
1981	Heidelberg

DIVISION 2

NFL Under-19s

2013	Whittlesea
2012	Thomastown
2011	Lower Plenty
2010	Diamond Creek
2009	Whittlesea
2008	Macleod
2007	Mernda

DVFL Under-19s

2006	Greensborough
2005	Macleod
2004	Greensborough
2003	Lalor
2002	Wallan
2001	Lalor
2000	Bundoora
1999	Lower Plenty
1998	Reservoir
1997	Lower Plenty
1996	Research
1995	Hurstbridge
1994	
1993	Macleod Juniors
1992	West Lalor
1991	
1990	
1989	
1988	
1987	Thornbury
1986	West Preston
1985	Reservoir-Lakeside
1984	Reservoir
1983	Reservoir
1982	Northcote Park
1981	Northcote Park

DIVISION 3

NFL Seniors

2013	Panton Hill
2012	Mernda
2011	South Morang
2010	Hurstbridge
2009	Parkside

DIVISION 3

NFL Reserves

2013	Watsonia
2012	Mernda
2011	Panton Hill
2010	South Morang
2009	Hurstbridge





NORTHERN FOOTBALL LEAGUE INC.

ABN 86 607 912 971

Financial Statements

For the year ended 31 October 2013

HINDSON HISLOP & CO.
Accountants & Financial Advisers

Suite 10, 256 Bolton Street
ELTHAM VIC 3095

Phone: 03) 9439 0111 Fax: 03) 9439 0211
Email: admin@hhco.biz



FINANCIAL STATEMENTS

Contents

Statement by Members of the Committee

Income Statement

Balance Sheet

Notes to the Financial Statements

Statement of Cash Flows

Independent Audit Report to the Members

Compilation Report

Income and Expenditure Statement

Statement by Members of the Committee


For the year ended 31 October 2013

The Committee has determined that the association is not a reporting entity and that this special purpose financial report should be prepared in accordance with the accounting policies outlined in Note 1 to the financial statements.

In the opinion of the Committee the Income and Expenditure Statement, Statement of Financial Position, and Notes to the Financial Statements:


1. Presents fairly the financial position of NORTHERN FOOTBALL LEAGUE INC. as at 31 October 2013 and its performance for the year ended on that date.
2. At the date of this statement, there are reasonable grounds to believe that the association will be able to pay its debts as and when they fall due.

This statement is made in accordance with a resolution of the Committee and is signed for and on behalf of the Committee by:



Dean PHILPOTS

Chairman



Peter MYERS

Director

The accompanying notes form part of these financial statements.



FINANCIAL STATEMENTS

Income Statement

For the year ended 31 October 2013

Income

Club revenue
Interest received
Other income
Profit/(loss) on sale of plant & equip.

Total income

Expenses

Employment expenses
Depreciation and amortisation
Bad and doubtful debts
Other expenses

Total expenses

Profit from ordinary activities before income tax

Income tax revenue relating to ordinary activities

Net profit attributable

Total changes in equity

Opening retained profits

Net profit attributable

Closing retained profits

2012 \$	2011 \$
2,040,914	1,942,262
1,268	3,990
19,426	9,110
	(333)
2,061,608	1,955,029
465,206	408,919
6,814	7,293
552	13,817
1,616,723	1,520,021
2,089,295	1,950,050
(27,687)	4,979
(27,687)	4,979
(27,687)	4,979
685,566	680,587
(27,687)	4,979
657,880	685,566

The accompanying notes form part of these financial statements.

Balance Sheet

As At 31 October 2013

	Notes	2013 \$	2012 \$
Current Assets			
Cash assets		122,097	43,489
Receivables	2	173,240	230,959
Inventories		76,015	69,333
Total Current Assets		371,353	343,782
Non-Current Assets			
Property, plant and equipment	3	438,142	394,149
Intangible assets		2,515	
Total Non-Current Assets		440,657	394,149
Total Assets		812,010	737,931
Current Liabilities			
Payables	4	105,797	12,342
Current tax liabilities	5	19,893	13,657
Provisions	6	28,139	25,361
Other		301	1,004
Total Current Liabilities		154,130	52,364
Total Liabilities		154,130	52,364
Net Assets		657,880	685,566
Members' Funds			
Retained profits		657,880	685,566
Total Members' Funds		657,880	685,566

The accompanying notes form part of these financial statements.



FINANCIAL STATEMENTS

Notes to the Financial Statements

For the year ended 31 October 2013

Note 1: Summary of Significant Accounting Policies

This financial report is a special purpose financial report prepared in order to satisfy the financial reporting requirements of the Associations Incorporations Act. The committee has determined that the association is not a reporting entity.

The financial report has been prepared on an accruals basis and is based on historical costs and does not take into account changing money values or, except where specifically stated, current valuations of non-current assets.

The following significant accounting policies, which are consistent with the previous period unless otherwise stated, have been adopted in the preparation of this financial report.

(a) Property, Plant and Equipment (PPE)

Leasehold improvements and office equipment are carried at cost less, where applicable, any accumulated depreciation.

The depreciable amount of all PPE is depreciated over the useful lives of the assets to the association commencing from the time the asset is held ready for use.

Leasehold improvements are amortised over the shorter of either the unexpired period of the lease or the estimated useful lives of the improvements.

(b) Impairment of Assets

At the end of each reporting period, the entity reviews the carrying values of its tangible and intangible assets to determine whether there is any indication that those assets have been impaired. If such an indication exists, the recoverable amount of the asset, being the higher of the asset's fair value less costs to sell and value in use, is compared to the asset's carrying value. Any excess of the asset's carrying value over its recoverable amount is expensed to the income statement.

(c) Intangibles

Patents and trademarks

Patents and trademarks are recognised at cost of acquisition. Patents and trademarks have a finite life and are carried at cost less and accumulated amortisation and any impairment losses. Patents and trademarks are amortised over their useful life ranging from 15 to 20 years

(d) Employee Benefits

Provision is made for the association's liability for employee benefits arising from services rendered by employees to the end of the reporting period. Employee benefits have been measured at the amounts expected to be paid when the liability is settled.

(e) Provisions

Provisions are recognised when the association has a legal or constructive obligation, as a result of past events, for which it is probable that an outflow of economic benefits will result and that outflow can be reasonably measured. Provisions are measured at the best estimate of the amounts required to settle the obligation at the end of the reporting period.

(f) Cash and Cash Equivalents

Cash and cash equivalents include cash on hand, deposits held at call with banks, and other short-term highly liquid investments with original maturities of three months or less.

(g) Revenue and Other Income

Revenue is measured at the fair value of the consideration received or receivable after taking into account any trade discounts and volume rebates allowed. For this purpose, deferred consideration is not discounted to present values when recognising revenue.

Interest revenue is recognised using the effective interest rate method, which for floating rate financial assets is the rate inherent in the instrument. Dividend revenue is recognised when the right to receive a dividend has been established.

Grant and donation income is recognised when the entity obtains control over the funds, which is generally at the time of receipt.

All revenue is stated net of the amount of goods and services tax (GST).

Notes to the Financial Statements

For the year ended 31 October 2013

(h) Leases

Leases of PPE, where substantially all the risks and benefits incidental to the ownership of the asset, but not the legal ownership, are transferred to the association, are classified as finance leases.

Finance leases are capitalised by recording an asset and a liability at the lower of the amounts equal to the fair value of the leased property or the present value of the minimum lease payments, including any guaranteed residual values. Lease payments are allocated between the reduction of the lease liability and the lease interest expense for that period.

Leased assets are depreciated on a straight line basis over the shorter of their estimated useful lives or the lease term. Lease payments for operating leases, where substantially all the risks and benefits remain with the lessor, are charged as expenses in the period in which they are incurred.

(i) Goods and Services Tax (GST)

Revenues, expenses and assets are recognised net of the amount of GST, except where the amount of GST incurred is not recoverable from the Tax Office. In these circumstances, the GST is recognised as part of the cost of acquisition of the asset or as part of an item of the expense. Receivables and payables in the assets and liabilities statement are shown inclusive of GST.

(j) Trade and Other Payables

Trade and other payables represent the liability outstanding at the end of the reporting period for goods and services received by the association during the reporting period, which remain unpaid. The balance is recognised as a current liability with the amounts normally paid within 30 days of recognition of the liability.



FINANCIAL STATEMENTS

Notes to the Financial Statements

For the year ended 31 October 2013

Note 2: Receivables

Current

Trade debtors
Provision for doubtful debts

2013 \$	2012 \$
198,240	255,959
(25,000)	(25,000)
173,240	230,959
173,240	230,959

Note 3: Property, Plant and Equipment

Buildings:

- At cost
- Leasehold
- Less: Accumulated amortisation

380,000	380,000
45,455	
(947)	
424,508	380,000

Leased plant and equipment:

- At cost
- Less: Accumulated amortisation

37,794	32,441
(24,160)	(18,293)
13,634	14,149
438,142	394,149

Note 4: Payables

Unsecured:

- Trade creditors
- Other creditors

72,937	9,187
32,860	3,156
105,797	12,342
105,797	12,342

Notes to the Financial Statements

For the year ended 31 October 2013

Note 5: Tax Liabilities

Current

	2013 \$	2012 \$
GST payable control account	29,745	29,141
GST credits control account	(9,919)	(15,323)
ATO clearing account - ICA	67	(161)
	19,893	13,657

Note 6: Provisions

Current

Employee entitlements*	31,695	25,361
Sundry provisions	(3,556)	
	28,139	25,361
* Aggregate employee entitlements liability	31,695	25,361

Note 7: Contingent Liabilities

Estimates of material amounts of contingent liabilities, not provided for in the accounts, arising from:

Recommendation from Finance Sub-Committee that the Northern Football League contribute to the Stage 1 facility development at Barling Reserve	50,000
	50,000

Note 8: Association Details

The registered office and principal place of business of the Association is:

Northern Football League Inc.
Unit 11, 10-14 Simms Road
Greensborough VIC 3088



FINANCIAL STATEMENTS

Statement of Cash Flows

For the year ended 31 October 2013

Cash Flow From Operating Activities

Receipts from customers
Payments to Suppliers and employees
Interest received
Interest and other costs of finance
Net cash provided by (used in) operating activities (note 2)

2013
\$

2012
\$

2,117,508	1,855,040
(1,985,766)	(1,996,693)
1,268	3,990
(1,079)	
131,930	(137,663)

Cash Flow From Investing Activities

Payment for:

Payments for property, plant and equipment
Net cash provided by (used in) investing activities

(53,323)	(10,074)
(53,323)	(10,074)

Net increase (decrease) in cash held

78,607	(148,107)
--------	-----------

Cash at the beginning of the year

43,489	191,590
--------	---------

Cash at the end of the year (note 1)

122,096	43,489
---------	--------

The accompanying notes form part of these financial statements.

Statement of Cash Flows

For the year ended 31 October 2013

Note 1. Reconciliation Of Cash

For the purposes of the statement of cash flows, cash includes cash on hand and in banks and investments in money market instruments, net of outstanding bank overdrafts.

Cash at the end of the year as shown in the statement of cash flows is reconciled to the related items in the balance sheet as follows:

	2013 \$	2012 \$
Bank - Maxi account	88,950	10,696
Cash drawer	200	90
Bank - Cheque account	24,332	32,704
Undeposited funds	8,615	
Building fund		
	<hr/> 122,097 <hr/>	<hr/> 43,489 <hr/>

Note 2. Reconciliation Of Net Cash Provided By/Used In Operating

Activities To Operating Profit After Income Tax

Operating profit after income tax	(27,687)	4,979
Depreciation and amortisation	6,814	7,293
Provision for doubtful debts		13,000
(Profit) / Loss on sale of property, plant and equipment		333
Changes in assets and liabilities net of effects of purchases and disposals of controlled entities:		
(Increase) decrease in trade and term debtors	57,719	(108,515)
(Increase) decrease in inventories	(6,682)	(11,716)
Increase (decrease) in trade creditors and accruals	63,750	(30,953)
Increase (decrease) in other creditors	29,001	(7,928)
Increase (decrease) in employee entitlements	6,334	11,453
Increase (decrease) in sundry provisions	2,680	(15,609)
Net cash provided by operating activities	<hr/> 131,930 <hr/>	<hr/> (137,663) <hr/>

The accompanying notes form part of these financial statements.



FINANCIAL STATEMENTS

Independent Audit Report to the Members

Report on the Financial Report

We have audited the accompanying financial report, being a special purpose financial report, of NORTHERN FOOTBALL LEAGUE INC. (the association), which comprises the Statement by Members of the Committee, Income and Expenditure Statement, Balance Sheet, notes comprising a summary of significant accounting policies and other explanatory notes for the financial year ended 31 October 2013.

Committee's Responsibility for the Financial Report

The committee of NORTHERN FOOTBALL LEAGUE INC. are responsible for the preparation of the financial report and have determined that the basis of preparation described in Note 1, is appropriate to meet the requirements of the Associations Incorporation Act and is appropriate to meet the needs of the members. The committee's responsibilities also includes such internal control as the committee determine is necessary to enable the preparation of a financial report that is free from material misstatement, whether due to fraud or error.

Auditor's Responsibility

Our responsibility is to express an opinion on the financial report based on our audit. We have conducted our audit in accordance with Australian Auditing Standards. Those Standards require that we comply with relevant ethical requirements relating to audit engagements and plan and perform the audit to obtain reasonable assurance whether the financial report is free from material misstatement.

An audit involves performing procedures to obtain audit evidence about the amounts and disclosures in the financial report. The procedures selected depend on the auditor's judgement, including the assessment of the risks of material misstatement of the financial report, whether due to fraud or error. In making those risk assessments, the auditor considers internal control relevant to the association's preparation of the financial report that gives a true and fair view, in order to design audit procedures that are appropriate in the circumstances, but not for the purpose of expressing an opinion on the effectiveness of the association's internal control. An audit also includes evaluating the appropriateness of accounting policies used and the reasonableness of accounting estimates made by the committee, as well as evaluating the overall presentation of the financial report.

We believe that the audit evidence we have obtained is sufficient and appropriate to provide a basis for our audit opinion.

Auditor's Opinion

In our opinion, the financial report presents fairly, in all material respects, the financial position of NORTHERN FOOTBALL LEAGUE INC. as at 31 October 2013 and its financial performance for the year then ended in accordance with the accounting policies described in Note 1 to the financial statements, and the Associations Incorporation Act

Basis of Accounting

Without modifying our opinion, we draw attention to Note 1 to the financial report, which describes the basis of accounting. The financial report has been prepared to assist NORTHERN FOOTBALL LEAGUE INC. to meet the requirements of the Associations Incorporation Act. As a result, the financial report may not be suitable for another purpose.

Signed on :

A handwritten signature in black ink, appearing to be 'Geoffrey H Hindson', is written over a horizontal line.

Geoffrey H Hindson, CA

HINDSON HISLOP & CO.

Suite 10, 256 Bolton Street ELTHAM VIC 3095

Compilation Report to NORTHERN FOOTBALL LEAGUE INC.

We have compiled the accompanying special purpose financial statements of NORTHERN FOOTBALL LEAGUE INC., which comprise the Income and Expenditure Statement and Balance Sheet as at 31 October 2013, a summary of significant accounting policies and other explanatory notes. The specific purpose for which the special purpose financial statements have been prepared is to provide financial information to the committee of management.

The Responsibility of the Committee of Management

The committee of management is solely responsible for the information contained in the special purpose financial statements and has determined that the basis of accounting adopted is appropriate to meet the needs of the committee of management for the purpose of complying with the association's constitution.


Our Responsibility

On the basis of the information provided by the committee of management, we have compiled the accompanying special purpose financial statements in accordance with the basis of accounting and APES 315:

Compilation of Financial Information.

Our procedures use accounting expertise to collect, classify and summarise the financial information which the committee of management provided, in compiling the financial statements. Our procedures do not include verification or validation procedures. No audit or review has been performed and accordingly no assurance is expressed.

The special purpose financial statements were compiled exclusively for the benefit of the committee of management. We do not accept responsibility to any other person for the contents of the special purpose financial statements.



HINDSON HISLOP & CO.

Suite 10, 256 Bolton Street
ELTHAM VIC 3095

25 November, 2013



FINANCIAL STATEMENTS

Income & Expenditure Statement

For the year ended 31 October 2013

Income

Club Income
AFL Victoria
Finals - Senior
Finals - Junior
Fines
Interest
Representative Football
Functions
Netball
Publications
Sponsorship & Advertising
Sundry Income
Umpires

Total Income

NFL Trading

Trading Income

Opening Stock
Add: Purchases
Less: Closing Stock
Cost of Goods Sold

Gross Profit

2013 \$	2012 \$
283,230	268,132
57,902	49,866
315,824	279,587
104,939	99,117
21,207	28,932
1,268	3,990
16,091	13,091
37,796	35,480
70,007	48,390
61,729	54,461
140,270	146,867
19,426	8,777
454,611	413,244
1,584,300	1,449,934
477,308	505,095
69,333	57,617
365,432	380,755
434,765	438,372
76,014	69,333
358,751	369,039
118,557	136,056

The accompanying notes form part of these financial statements.

Income & Expenditure Statement

For the year ended 31 October 2013

	2013 \$	2012 \$
Expenses		
Administration Expenses	23,336	42,741
Provision for DD and Bad Debts	552	13,817
Building Expenses	26,512	19,112
Finance Charges	4,796	1,631
Finals - Senior	164,716	169,722
Finals - Junior	98,581	93,222
Functions	54,796	55,120
Honoraria	2,763	2,182
Information Technology	8,163	7,431
Insurance	109,160	76,335
Media	105,200	87,494
Meeting Expenses	5,684	6,964
Motor Vehicle Expenses	3,153	4,098
Netball	52,699	42,243
Postage & Telephone	19,919	17,210
Professional Services	13,683	12,399
Printing & Stationery	14,877	21,831
Publications	56,079	51,924
Provision for Building Fund		29,270
Publicity	24,675	22,141
Representative Football	35,557	32,757
Tackers Day	7,182	8,073
Umpires	433,255	435,057
Wages	459,392	405,272
Other Labour Costs	5,814	3,647
Total Expenses	1,730,544	1,661,693
Net profit (loss) attributable to the association	-27,687	4,979



This page, clockwise from top left: Keon Park's Nikita Magriplis was the Darebin Sports Participant of the Year; Mark Lynch tied for the Frank Rosbrook Medal in his first season at Heidelberg; Laurimar was the Junior Club of the Year; Bundoora holds aloft the 2013 Division 1 premiership cup.



LEAGUE DIRECTORY

Registered Office

NFL Office
Unit 11, 10-14 Simms Road
Greensborough 3088
Telephone: 9435 8228
Facsimile: 9432 0147
www.nfl.org.au
www.facebook.com/northernfootballleague
Twitter: @northernfl

Chairman

Dean Philpots

Board

Jeff Parkes
Geoff Dempster
Harry Gasiamis
Nicolina Lademann
Peter Myers
Stella Pruscino

Junior Chairman

Stella Pruscino

Netball Chairman

Jeff Parkes

Chief Executive Officer

Jeremy Bourke (to October 29)
Peter McDougall (from December 2)

Football Operations Manager

Ron McKeown

Administration/Netball Manager

Delwyn Berry

Media Manager

Samuel Zito

Finance Manager

Byron Smith

Administration Assistants

Tracey Goss
Brad Emmett

Head of Umpiring

Kevin Smith

Finals Ground Managers

Phil Aston
Sue Aston

Tribunal Members

David Ainsworth
Andrew Beames
Ashleigh Cole
Luisa Consiglio
Michael Bland
Michael El Moussalli
Trevor Finch
John Garlick
John Heard
Darrell Holt
Shelley Lipe
Jim Mathiopolous
Paul McCrohan
Bruce McDowell
John Moss
Robert Mutton
Matthew Naughtin
Craig Ondarchie
Oliver Oostermeyer
Craig Powles
Kasia Strus
Noel Voight
Ken Wing Jan
Robert Young

NFL Investigating Officer

Bill McKenna

UMPIRING PANEL

Secretary

Brian Moore

Fitness Coach

Tom Skinner
Andrew O'Neil

Junior Umpire Coach

Dennis Davis

Junior Appointments and Observer

Darren Agnew

Field Umpire Coach

Kevin Smith

Goal Umpire Coach

Brad Letson

Boundary Umpire Coach

Doug Armstrong

NORTHERN UMPIRES ASSOCIATION

President

Tony Mahony

Vice President

Craig Herman

JUNIOR DEVELOPMENT PROGRAM

Junior Development Coordinator

Ron McKeown

Under-13 Coaches

Angelo Mirabelli
Steve Musico

Under-14 Coaches

Brett Potter
Dom Taglieri

Under-15 Coaches

Paul Signorello
Ben Turner

Youth Girls Coach

Craig Shillinglaw



Northern
Football League



Northern Football League

Office: Unit 11,
10-14 Simms Road, Greensborough

Post: PO Box 405, Greensborough, VIC, 3088

Phone: (03) 9435 8228

Fax: (03) 9432 0147

Web: www.nfl.org.au

ABN: 86 607 912 971